


# THE **HEAVY DUTY** PARTS PROS




For Sales and Service Contact:

Service Parts for Equipment  
and Vehicles in Agriculture,  
Construction, Industrial and  
Heavy Duty Applications

Effective: October 2012 - March 2013

Here are some of the brands we carry:





A few of the new  
products featured in  
this issue of our catalog!

#### NEW FEATURE

Look for the  
QR symbols in the  
product guide and  
download a QR reader  
application for your  
smartphone.



**Datcon Digital Tachometer**  
See page 72!



**MIL-SWS1210**  
See page 17!



**Datcon LCD Hour Meter**  
See page 72!



**Magnetic Mount LED Mini  
Light Bars**  
See page 24!



**HID Spot Lamp**  
See page 23!



**Temp Sender**  
See page 72!



**Multi Colored LED Rotator**  
See page 44!



**Datcon Ammeter  
Gauge**  
See pages 71!



**MIL-PMX30**  
See page 14!



**LED 23" Light Bar**  
See page 24!

A few of the new  
products featured in  
this issue of our catalog!

**NEW FEATURE**

Look for the  
QR symbols in the  
product guide and  
download a QR reader  
application for your  
smartphone.



**XIL-EP420**

See page 15!



**Datcon Digital Tachometer**

See page 72!



**Datcon Rectangular Digital  
Hour Meter**

See page 72!



**Temp Sender**

See page 72!



**HID-6601**

See page 18!



**XIL-UBA**

See page 16!



**MIL-RXP1210T**

See page 12!



**MIL-OP110**

See page 13!



**CTL-EPX1110**

See page 12!



## CONTENTS:

BACK-UP ALARMS/BACK-UP CAMERAS .....	4 - 10
CONVERTERS/INVERTERS .....	89 - 91
CHEMICALS .....	113 - 117
FLASHLIGHTS/BATTERIES/ACCESSORIES .....	81 - 85
GAUGES/HOUR METERS .....	71 - 76
GREASE GUNS .....	78 - 80
HEATING/COOLING .....	108 - 112
Cab Fans .....	112
Cab Heaters .....	108 - 110
Engine/Tank Heaters .....	111 - 112
LIGHTING .....	11 - 43
Halogen Lamps, Snow Plow Lamps, Sealed Beams & Miniature Bulbs .....	19 - 22, 26, 29, 30, 34 - 35
HID Lights .....	18, 23, 30, 33 - 34, 36, 40 - 41
LED, Halogen Stop / Turn / Tail Lights .....	22, 27
LED Lighting .....	12 - 17, 19, 23, 26, 31, 32, 38 - 40, 43
Light Tower Bulbs / Metal Halide Bulbs .....	42
Magnetic Base Worklight .....	22
Miscellaneous Lights .....	43
Quartz & Rough Service Bulbs .....	20, 42
MIRRORS .....	92, 93
MISCELLANEOUS .....	118 - 121
Rain Caps / Slope Degree Indicators / Talley Counters / Battery Terminals .....	120, 119
Fuel Transfer Pumps .....	121
Wire / Split Loom / Wipes .....	118
PRECLEANERS .....	105 - 107
RADIO ACCESSORIES .....	86 - 88
AM/FM Radios / Speakers / CB Antennas / Accessories .....	86 - 87
CB Radios .....	86
Sirens / Speakers .....	88
SAFETY .....	94 - 104
Document Holders .....	96
Fire Extinguishers .....	95
Horns / Compressors .....	94, 95
Oversized Load Signs .....	96
Safety Glasses / Hard Hats / T-shirts / Goggles / Headgear / Face Mask / Ice Traction .....	97 - 102
Safety Vests / Flags .....	96, 98
Seat Belts .....	103
Tie Down Straps / Slings .....	103, 104
Tow Lights .....	103
STROBE LIGHT BARS/STROBE/ROTATORS .....	24 - 25, 44 - 65
LED .....	24 - 25, 44, 46 - 47, 49 - 50, 53 - 55, 57, 60 - 64
Light Bars .....	24 - 25, 45 - 48
Rotating Lights .....	44 - 45, 47, 48, 55, 56
Strobe Lights .....	45 - 47, 49, 50 - 55, 58, 61
Traffic Advisors .....	64
Warning Light Replacement Bulbs .....	65
SWITCHES .....	66 - 70
Relays / Relay Kits / Fuses .....	67
Solenoid / Relays .....	66
Switches / Keys / Accessories .....	68 - 70
WIPER BLADES & MOTORS .....	77

# SERVICEMATE™

ROHS - LEAD FREE COMPLIANT

APPLICATION	PART #/PRICE	SPECS	MOUNTING	RETROFITS*
LIGHT & MEDIUM DUTY	 <b>SM510</b> <b>\$27.42</b> Replaces P297	97 db; 12/24 VDC Use in low noise areas	Base & Rear Mounting on 3" to 3.25" Centers	Preco 230 & 240 Pollak 41-720 & 41-721
	 <b>SM530</b> <b>\$30.99</b> Replaces P2102	102 db; 12/24 VDC Use in medium noise areas	Base & Rear Mounting on 3" to 3.25" Centers	Preco 250 Tonemaster 380/381
	 <b>SM570</b> <b>\$37.80</b> Replaces P3107	107 db; 12/24 VDC Use in medium noise areas	Base & Rear Mounting on 3" to 3.25" Centers	Pollak 41-722
FORKLIFT BACK-UP ALARMS	 <b>SM585</b> <b>\$32.12</b> 12 Month Warranty	97 db; 12/48 VDC	Base & Rear Mounting on 3" to 3.25" Centers	
	 <b>SMA931</b> <b>\$84.35</b> 24 Month Warranty	82 thru 102 db; 12/48 VDC Automatic volume adjustment. Maintains a minimum 5 db above surrounding noise level	Base & Rear Mounting on 3.8" to 4.5" Centers	
DUAL FUNCTION BACK-UP ALARM	 <b>DF532</b> <b>\$50.57</b> 12 Month Warranty	Dual-tone (97 db) and back-up alarm (102 db) in one. 12/24 volt operation. For use when 2 different warning signals are needed.	Base & Rear Mounting on 3" to 3.25" Centers	Upright #63778 Snorkel #300659
HEAVY & EXTRA HEAVY DUTY APPLICATIONS IN HIGH NOISE AREAS	 <b>SM787</b> <b>\$87.11</b> 24 Month Warranty	Preset @ 112 db 12/24 VDC	Vertical 2 Bolt Mounting on 6" Centers	Preco 110, 111, 112, & 1060 Pollak 41-871
	 <b>SMA920</b> <b>\$105.00</b>	97 thru 112 db 12/24 VDC Automatic volume adjustment. Maintains a minimum 5 db above surrounding noise level	Vertical 2 Bolt Mounting on 6" Centers	Preco 110, 111, 112, & 1060 Pollak 41-871

\*Physically will bolt in place of retrofit model listed. User determines model preference.





## SERVICEMATE™

Applications in Medium and High Noise Areas  
24 Month Warranty  
RoHS - Lead Free Compliant

PART	PRICE	SPECIFICATIONS	BASE & REAR MOUNT	RETROFITS*
SM875	\$86.61	Preset @ 112 db 12-36 VDC	5 1/2" - 6 1/4" centers	Preco BAL-124, Komatsu 08164-00000, Terex 9258865, Volvo 11079550-7
SM850	\$66.89	Preset @ 112 db 12-36 VDC	4" - 5" centers	Preco 380, 390, 1040 Fiat-Allis 0073131968 Komatsu 426-06-a1240
SM830	\$70.13	Preset @ 107 db 12-36 VDC	4" - 5" centers	Preco 45A, 45AA, 360, 370 Tonemaster 586, JCB 549/00021
SM630	\$55.74	Preset @ 107 db 12-36 VDC	3 3/4" - 4 1/2" centers	
SMA912	\$97.79	Automatic volume adjustment 87 thru 112 db Maintains a minimum 5 db above surrounding noise level, 12/24 VDC	5 1/2" - 6 1/4" centers	Preco BAL-124, Komatsu 08164-00000, Terex 9258865, Volvo 11079550-7
SMA917	\$73.64	Automatic volume adjustment 87 thru 112 db Maintains a minimum 5 db above surrounding noise level, 12/24 VDC	4" - 5" centers	Preco 380, 390, 1040 Fiat-Allis 0073131968
SMA907	\$87.39	Automatic volume adjustment 82 thru 112 db Maintains a minimum 5 db above surrounding noise level, 12/24 VDC	4" - 5" centers	Preco 45A, 45AA, 360, 370 Tonemaster 586, JCB 549/00021
SMA901	\$66.02	Automatic volume adjustment 82 thru 107 db Maintains a minimum 5 db above surrounding noise level, 12/24 VDC	3 3/4" - 4 1/2" centers	

\*Physically will bolt in place of retrofit model listed. User determines model preference.

## Heavy Duty Applications in Medium/High Noise Areas Many OEM Crossover Numbers Available

24 Month Warranty

Mounting on 2" x 4 1/8" centers

<b>1040</b> .....	<b>\$68.43</b>	Auto volume adjustment; 87 thru 112 db; 12/24 VDC
<b>1045</b> .....	<b>\$61.14</b>	Auto volume adjustment; 97 thru 112 db; 12/24 VDC
<b>360</b> .....	<b>\$63.86</b>	Preset @ 107 db; 12/24; VDC Crossover: Case D121972
<b>370</b> .....	<b>\$70.23</b>	Manually adjustable 97 and 107 db; 12/24 VDC Crossover: Deere AT120461
<b>380</b> .....	<b>\$74.82</b>	Preset @ 112 db; 12/24 VDC; Crossover: Fiat 0073131968



## HUB BELLS



6" Bell <b>210400</b> .....	<b>\$148.85</b>
8" Bell <b>210402</b> .....	<b>\$178.14</b>

## AUDIBLE ALARM

- Multi-voltage operation (12-48v)
- A low sound alarm for many uses
- Audible signal device, 80 DB
- Polarity protected, fully encapsulated power supply
- 6 month warranty

<b>201120 ECCO Fast pulse</b> .....	<b>\$14.04</b>
<b>208120 ECCO Continuous pulse</b> .....	<b>\$14.04</b>



BACK-UP ALARMS

bbs-tek reversing alarms. Safer, locatable sound.

ssh...ssh...ssh...

You only hear them when it matters.



#### Safer - Heard only where it matters

BBS-tek White sound dissipates quickly so the alarm is heard only in the hazard zone ..... it becomes associated with the hazard zone, not a truck backing somewhere in the neighborhood.

*Tonal beepers can be heard thirty times the distance of the hazard zone causing workers to 'switch off' due to over-familiarity - putting them gravely at risk.*

#### Instant locatability

White sound reversing alarms use broadband frequencies that give greater directional information to the ear so the listener can instantly locate where the sound is coming from, and more time to take evasive action.

*Tonal alarms in contrast can cause a head-spinning effect, confusion and disorientation. Vital seconds can be lost resulting in fatal consequences.*

#### Audible to all

Hearing protection devices (HPDs) protect workers from hearing damage, yet it is vital they can hear reversing vehicles to avoid accidents. HPDs mask the effect of some frequencies more than others. With a wide range of frequencies white sound alarms are much more likely to be heard. In the same way, those with hearing impairments stand a better chance of hearing white sound.

*By contrast the sound of a narrowband, tonal alarm could easily be masked, dramatically increasing the chance of collision.*

#### Better

White sound dissipates quickly outside the hazard zone, increasingly listed in noise codes.

#### Compliant

As with any alarm, correctly selected and installed BBS-tek WhiteSound meets all known regulations in the North America.

*Increasingly specified by companies, cities & states*

- Conform to SAE J994 environmental standards
- Tough and durable
- Epoxy-sealed against mud, water and vibration
- Can be steam-cleaned and pressure hosed
- Solid-state
- Spark-free electronics
- CE and 'e' marked (EMC)
- Limited lifetime warranty
- Guaranteed waterproof (IP68)



**BEEP BEEP  
CAN YOU  
BEEP BEEP  
ALWAYS  
BEEP BEEP  
TELL WHICH  
BEEP BEEP  
VEHICLE IS  
BEEP BEEP  
REVERSING  
BEEP...**

**Confusing  
isn't it?**



Still using outmoded  
tonal beepers?

#### Fixed output

A0899	BBS-107	12-24v	107 dB	\$254.09
A0898	BBS-102	12-24v	102 dB	254.09
A0935A	BBS-97	12-24v	97 dB	127.68
A0897A	BBS-87	12-24v	87 dB	91.95





## STAR 66 SERIES ALARM CRS BACKUP ALARM

Star Spectrum backup alarm provides the benefits of rich audible tones combined with the familiar sound of a traditional warning alarm. The Spectrum alarm uses a narrow array of frequencies resulting in a robust tone that is more easily tracked and yet universally recognized. Each alarm is individually programmed for optimal base frequency into each alarm.

**66-087SS.....\$69.03**

**66-097SS.....\$69.03**

Specs:

Voltage 12-36VDC

Amp draw 0.3 amps

Dimensions: 4-3/16"W X 3-1/16"H X 2"D

Available in 87 & 97 DB

1 year limited warranty

Base Frequency: Approx 1,300hz

CRS Technology

Low environmental impact alarm

Long term reliability



**To hear the  
unique tone,  
scan the QR.**

To utilize the QR feature, download any QR reader application to your smartphone, and scan the symbol.

**BACK-UP ALARMS**

## Heavy Duty Applications in High Noise Areas Many OEM Crossover Numbers Available

24 Month Warranty  
Mounting on 6" centers



Preset @ 112 db; 12/24 VDC;

Crossover: VME 11079550-7

**110.....\$86.21**

Manually adjustable 97, 107 and 112;

12/24 VDC; Crossover: Cat 3T1815,

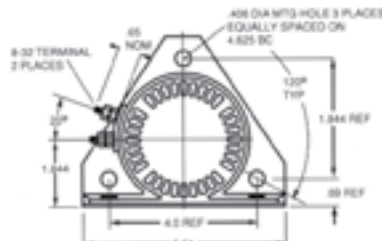
Deere AT78534, Trojan 2110152

**112.....\$74.01**

Auto volume adjustments;

97 thru 112 db; 12/24 VDC

**1060.....\$96.26**



Preset @ 107 db; 12/24 VDC

Crossover: Case D75814

**45A.....\$71.60**

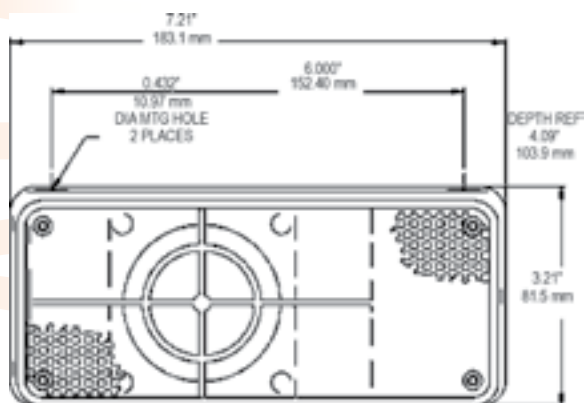
Manually adjustable 87 and 107 db; 12/24 VDC

Crossover: VME M6519359, Komatsu 549166C1

**45AA.....\$76.29**

24 Month Warranty

## JOHN DEERE FOUR WIRE BACKUP ALARM SYSTEM ON OEM EQUIPMENT



Unit can be run at 107db & 112. It comes standard with the bar in place and will sound at 107db. To have the unit sound at 112db, remove the bar from the back.

**Our unit will crossover to John Deere #AT301074. It will also work with John Deere #AT331020, just remove the bar on the back. 24 month warranty**  
**Mounting on 6 inch centers.**

**SM1074.....\$135.62**

## SWITCHES FOR BACK-UP ALARMS



Medium to Light Duty

**41-706P .....\$14.91**

One direction operation.



Heavy Duty

**SW-15.....\$25.73**

360° (operated from any direction) actuator arm, romax cord connector and mounting bracket included.



Heavy Duty, Pre-wired, Weather Tight

**SWM-43 .....\$33.86**

360° (operated from any direction) actuator arm, cord connector installed with a 7" lead wire mounted and sealed against moisture and dirt. Mounting bracket included.



Heavy Duty

**SW30 .....\$53.63**

360° (operated from any direction) actuator arm and cord connector.

## PRECO BACK-UP ALARMS

### Medium Duty Applications in Light/Medium Noise Areas

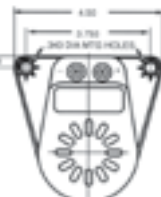
24 Month Warranty

<b>240.....\$31.22</b>	<b>250.....\$31.95</b>
Preset @ 97 db	Preset @ 102 db
12/24 VDC	12/24 VDC
Crossover:	Crossover:
Case L112318	Case 109511A1

<b>LDA-50 .....\$32.79</b>	<b>ELT-248 .....\$32.54</b>
Preset @ 97 db	Preset @ 97 db
12 VDC	12/48 VDC



Mounting on 3 3/4" centers



Mounting on 3 1/4" centers



## TARGET TECH BACK-UP ALARM

Back-up alarm series featuring lightweight piezo-electric circuit design incorporating solid state technology.

12-48 VDC; 87 db; Dual Function Alarm

**210330.....\$30.80**

12-24 VDC; 97 db; Single Function Alarm

**210339.....\$28.71**

12-48 VDC; 97 db; Dual Function Alarm

**210331 .....\$39.50**





## 5.0" LCD COLOR SYSTEM

Comprising a feature-packed 5.0" LCD high-resolution color monitor with internal controller and infrared color camera, the K5000 delivers excellent picture quality even in low-light conditions. The compact monitor includes a sun screen and allows for unobtrusive installation without compromising viewable screen area. System is expandable up to 2 cameras. 12 & 24 volt DC. Dimensions: Monitor 5.7" w X 4.29" h X 1.95" d Camera 3.39" w x 2.73" h X 2.32" d.



### Kit Components:

- M5000 5" LCD color monitor
- C2005- Camera
- TC20-5 65 foot cable.

**Part # K5000 .....\$447.51 each**

## 4.3" LCD COLOR MIRROR SYSTEM

This compact camera system offers an ideal solution for non-commercial and light-duty applications where dashboard or cab space is limited. The 4.3" LCD color monitor is embedded in the rear view mirror housing and provides a clear, easily viewable image without compromising space. The high-resolution monitor and flush-mount camera deliver excellent picture quality. Expandable up to 2 cameras. 12 & 24 volt DC. Dimensions: Monitor 10.87" w x 3.58" h x 1.18" d Camera 1.22" flange/ 1.06" body diameter X 1.83" long



### Kit Components:

- M4200 Mirror with built in 4.3" monitor
- C2004- Camera
- 16 foot 2 camera Y cable.

**Part # K4200M .....\$681.11 each**

## 5.6" LCD COLOR REVERSING SENSOR SYSTEM

Comprising a feature-packed 5.6" LCD high-resolution color monitor, infrared camera and four ultrasonic proximity sensors, the K5604 system provides users with both audible and on-screen visual proximity warnings in addition to a standard camera view. The system supports a maximum of 3 cameras (1 included) which can be automatically selected via trigger wires, 4 reversing sensors (included) and delivers excellent picture quality even in low-light conditions. The compact monitor allows for unobtrusive installation and displays a color coded visual warning that overlays the camera image when the reversing camera is selected. The display shows distance from bumper to obstacle and provides an escalating audible warning based on the proximity of obstacle. Monitor 12 volt only but when used with this system, 12-24 volt dc. Dimensions: Monitor 5.02" h x 5.52" w x 1.09" d Camera 3.19" h x 3.62" w x 2.41" d Junction box 1" h x 4" w x 2.5" d Control box 6.14" w X 1.35" h x 3.54" d Sensors .75" dia. X .75" l



### Kit Components:

- M5600 5.6" LCD color monitor
- TC-JB20 junction box trans cable 65'
- TC-CB20 camera cable 65'
- C2000- Camera
- RS01 sensors

**K5604 .....\$1068.17 each**

## ECCO REAR VIEW COLOR CAMERA SYSTEM MODEL K5600

ECCO's 5.6" LCD monitors are now the standard in vehicle camera system applications offering compact and unobtrusive mounting inside the operator area while delivering a relatively large, reliable and sharp image in all operating conditions. Comprising a feature packed 5.6" LCD high resolution color monitor and standard color infrared camera the K5600 delivers excellent picture quality even in low light conditions. This kit has the functionality of an integral controller. Camera system includes M5600 5.6" LCD color monitor, C2000 standard color camera and TC20 20m/65' transmission cable. Expandable up to 2 cameras.



### System Components:

- (1) M5600 5.6" LCD Color Monitor
- (1) C2000 Color Camera with audio, infrared
- (1) TC20 65' transmission cable 1 year warranty

**K5600 .....\$673.04 each**

## BBS TECH CAMERA SYSTEMS

### **VBV-650 Single camera system for rigid vehicles with 5 inch color monitor.**

CMS Kit

Range of complete systems include monitor, camera(s) and cabling

Description

A low cost, entry level reversing camera monitor system

Contents:

VBV-650M - monitor

VBV-600C - camera

VBV-L420 – 65 foot cable

12-24Vdc

Camera inputs: 1

Monitor Size (W X H X D): 5.75 x 4.29 x 1.19 inches

Camera Viewing angle (H X V X D): 96 x 72 x 120°

Camera Size (W X H X D): 2.05 x 1.57 x 2.12 inches

Warranty 1 year

**VBV-650 .....\$471.36**



### **VBV-770 Single camera system for rigid vehicles with 7 inch color monitor**

CMS Kit

Range of complete systems include monitor, camera(s) and cabling

Description

Mid range camera monitor system

Contents:

VBV-770DM - monitor

VBV-700C - camera

VBV-L420 – 65 foot cable

12-24Vdc

Camera inputs: 3

Monitor Size (W X H X D): 7.16 x 4.8 x 1.06 inches

Camera Viewing angle (H X V X D): 98 x 75 x 120°

Camera Size (W X H X D): 3.46 x 3.34 x 2.60 inches

Warranty: 2 years

**VBV-770 .....\$597.15**



### **BE-970W Waterproof single camera system for rigid vehicles**

Robust camera monitor system especially suited to heavy duty applications or where the cab is exposed to the elements. 7 inch color screen. Can be setup for split viewing screens between two different camera inputs.

CMS Kit complete systems include monitor, camera(s) and cabling

Contents:

BE-970WM Monitor

BE-990C Camera

BE-L120 – 65 foot cable

12-24Vdc:

Camera inputs: 4

Monitor Size (W X H X D): 7.9 x 5.4 x 1.3 inches

Camera specs

Camera Viewing angle (HxVxD): 95 x 72 x 125°

Camera Size (W X H X D): 3.26 x 2.36 x 2.61 inches

Warranty: 3 years

**BE-970W .....\$1452.48**





# Vision X LED



**Low Amp Draw | High Output | 50,000 Hour Lifespan**

## LEDs

### 10 Watt LED

Highest light output per LED for greatest bulk light, producing the most light output per square inch



### 5 Watt LED

Greatest distance meets greatest light output. A tight LED configuration along with 493 raw lumens per LED achieves the brightest light and the greatest distance



### 3 Watt LED

Tight LED configuration for the best optical control. Achieves the greatest distance and depth



## Mounting



**Bar Mount**



**Single-Stud Mount**



**Trunnion Bracket**

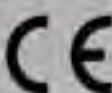


**Suspension Mount**

## Certifications



E-Mark is used in components of motor vehicles as the conformity mark for products in the European Economic Area



CE is a mandatory conformity mark for products in the European Economic Area



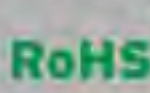
EMC and EMI certifies that a product does not cause radio interference or interfere with other electrical components



DOT certification ensures that the product meets the standards set forth by the United States Dept. of Transportation



UL Certification is recognized around the world as a way to ensure standards for products



Compliance with the Restriction of Hazardous Substances Directive ensures no use of restricted hazardous materials in products



# 5 WATT PRIME SERIES

## Ripper and Explorer LED Series

### RUGGED MOUNTING BRACKET DESIGN

### PRIME DRIVE FOR ENHANCED RELIABILITY & OUTPUT

- Integrated Electronic Thermal Management (ETM)
- Xtreme Five Watt LED is Driven to 90% Efficiency
- PWM Integrated Dimming Circuitry
- Advanced Heat Sink Design

SERIES SPECIFICATIONS	
WARRANTY	Extended
AVAILABLE HOUSING COLOR	Black or White
AVAILABLE BEAM PATTERNS	10, 25°, 40°, 60°, 30°/65°
OPTIC PURITY	90%
DRIVEN AT	90%
OPERATING TEMP	-40 Celsius ~ +80 Celsius
INPUT VOLTAGE	9-32V DC
IP RATING	IP-68
LED LIFESPAN	50,000 Hours



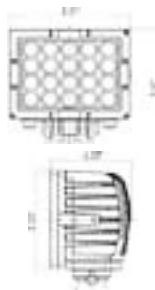
## RIPPER 12 LED WORK LIGHT



TECHNICAL DETAILS	
DIMENSIONS	4.41" x 4.05" x 5.00"
LUMENS (2800mA)	5,916 Lm
WATTAGE	60
WEIGHT	5.07 Lbs
AMP DRAW (12V)	5A
VIBRATION RATING	60 G <sub>ms</sub>

PART #	MIL-RXP1210T	MIL-RXP1240T	MIL-RXP1260T
BEAM	10° Narrow	40° Wide	60° Extra Wide
PRICE	\$636.60	\$636.60	\$636.60

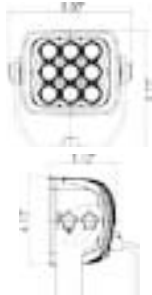
## RIPPER 20 LED WORK LIGHT



TECHNICAL DETAILS	
DIMENSIONS	6.61" x 6.42" x 4.05"
LUMENS (2800mA)	9,860 Lm
WATTAGE	100
WEIGHT	6.83 Lbs
AMP DRAW (12V)	8.33A
VIBRATION RATING	60 G <sub>ms</sub>

PART #	MIL-RXP2010T	MIL-RXP2040T	MIL-RXP2060T
BEAM	10° Narrow	40° Wide	60° Extra Wide
PRICE	\$927.49	\$927.49	\$927.49

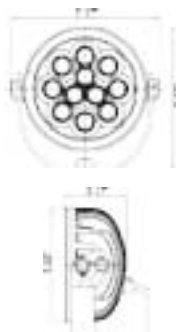
## EXPLORER 9 LED LIGHT



TECHNICAL DETAILS	
DIMENSIONS	4.13" x 6.00" x 3.13"
LUMENS (2800mA)	4,437 Lm
WATTAGE	45
WEIGHT	3.09 Lbs
AMP DRAW (12V)	3.8A
VIBRATION RATING	15.6 G <sub>ms</sub>

PART #	CTL-EPX910	CTL-EPX940	CTL-EPX960
BEAM	10° Narrow	40° Wide	60° Extra Wide
PRICE	\$502.34	\$502.34	\$502.34

## EXPLORER 11 LED LIGHT



TECHNICAL DETAILS	
DIMENSIONS	7.14" x 5.98" x 3.17"
LUMENS (2800mA)	5,423 Lm
WATTAGE	55
WEIGHT	4.52 Lbs
AMP DRAW (12V)	4.6A
VIBRATION RATING	15.6 G <sub>ms</sub>

PART #	CTL-EPX1110	CTL-EPX1140	CTL-EPX1160
BEAM	10° Narrow	40° Wide	60° Extra Wide
PRICE	\$670.17	\$670.17	\$670.17

VISION X



# 10 WATT LED SERIES

## Solstice and Optimus LED Series

### POWERFUL 10 WATT LEDs

### RUGGED DIE-CAST ALUMINUM HOUSING

- Defined Acrylic Optics for Precise Beam
- Universal OE Light Replacements
- Adjustable Stud-Mount System
- Advanced Heat Sink Design

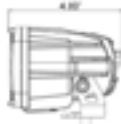
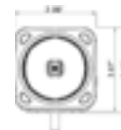
### SOLSTICE SOLO 10 WATT LED POD



TECHNICAL DETAILS	
DIMENSIONS	2.05" x 3.25" x 2.44"
LUMENS (2800mA)	900 Lm
WATTAGE	10
WEIGHT	0.50 Lbs
AMP DRAW (12V)	0.83A
VIBRATION RATING	15.6 G <sub>rms</sub>

PART #	XIL-S1100	XIL-S1101
BEAM	10° Narrow	40° Wide
PRICE	\$133.14	\$133.14

### OPTIMUS PRIME LED DRIVING LIGHT



TECHNICAL DETAILS	SINGLE	DUAL
DIMENSIONS	2.99" x 3.79" x 2.99"	5.83" x 4.80" x 3.57"
RAW LUMENS	860 lm	1,720 lm
EFFECTIVE LUMENS	602 lm	1,204 lm
WATTAGE	10	20
AMP DRAW (12V)	0.83A	1.67A


#### Single LED

PART #	MIL-OP110	MIL-OP130	MIL-OP160
BEAM	10° Narrow	30° Wide	60° Extra Wide
PRICE	\$144.32	\$144.32	\$144.32

#### Dual LED

PART #	MIL-OP210	MIL-OP230	MIL-OP260
BEAM	10° Narrow	30° Wide	60° Extra Wide
PRICE	\$256.20	\$256.20	\$256.20

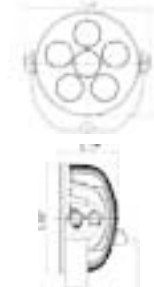
### SOLSTICE 4" LED WORK LIGHT



TECHNICAL DETAILS	
DIMENSIONS	4.13" x 6.00" x 3.13"
LUMENS (2800mA)	4,437 Lm
WATTAGE	45
WEIGHT	3.09 Lbs
AMP DRAW (12V)	3.8A
VIBRATION RATING	15.6 G <sub>rms</sub>

PART #	XIL-S4100	XIL-S4101
BEAM	10° Narrow	40° Wide
PRICE	\$502.34	\$502.34

### SOLSTICE 6" LED WORK LIGHT



TECHNICAL DETAILS	
DIMENSIONS	7.14" x 5.98" x 3.17"
LUMENS (2800mA)	5,423 Lm
WATTAGE	55
WEIGHT	4.52 Lbs
AMP DRAW (12V)	4.6A
VIBRATION RATING	15.6 G <sub>rms</sub>

PART #	XIL-S6100	XIL-S6101
BEAM	10° Narrow	40° Wide
PRICE	\$670.17	\$670.17




VISION X

# PIT MASTER XTREME PRIME SERIES

**Modular LED Upgrade for HPS and Metal Halide**



## PIT MASTER 400W METAL HALIDE REPLACEMENT



\*Power Supply Available for AC Applications

### TECHNICAL DETAILS

DIMENSIONS	11.69" x 7.09" x 4.94"
LUMENS (2800mA)	14,790 Lm
WATTAGE	150
WEIGHT	11.02 Lbs
INPUT VOLTAGE	24V DC (12V Available)
AMP DRAW (12V)	12.5A
VIBRATION RATING	15.6 G <sub>rms</sub>

### ADDED FEATURES

- Integrated Deutsch Connector with Plug-and-Play Harness
- Power Supply Available for AC Applications
- 360° Adjustable Trunnion Bracket Mount
- Die-Cast Aluminum Housing
- Polycarbonate Lens
- Patent Pending

### 10° Narrow Beam

PART #	MIL-PMX3010
PRICING	\$1,117.70




### 60° Extra Wide Beam

PART #	MIL-PMX3060
PRICING	\$1,117.70



## PIT MASTER 1000W METAL HALIDE REPLACEMENT



\*2 Power Supplies needed for MIL-PMX6000 Series  
\*Power Supply Available for AC Applications

### TECHNICAL DETAILS

DIMENSIONS	11.25" x 2.97" x 14.25"
LUMENS (2800mA)	29,580 Lm
WATTAGE	300
WEIGHT	13.75 Lbs
INPUT VOLTAGE	24V DC (12V Available)
AMP DRAW (12V)	25A
VIBRATION RATING	15.6 G <sub>rms</sub>

### ADDED FEATURES

- Integrated Deutsch Connector with Plug-and-Play Harness
- Power Supply Available for AC Applications
- 360° Adjustable Trunnion Bracket Mount
- Die-Cast Aluminum Housing
- Polycarbonate Lens
- Patent Pending

### 10° Narrow Beam

PART #	MIL-PMX6010
PRICING	\$2,236.51



### 60° Extra Wide Beam

PART #	MIL-PMX6060
PRICING	\$2,236.51



**VISION X**





# EVO PRIME LED LIGHT BAR SERIES

## Most Comprehensive Light Output

### RUGGED ALUMINUM COMPACT DESIGN

### PRIME DRIVE FOR ENHANCED RELIABILITY & OUTPUT

- Integrated Electronic Thermal Management (ETM)
- Next Gen LED is Driven to 90% Efficiency
- PWM Integrated Dimming Circuitry
- Advanced Heat Sink Design
- 90% Optically Pure

#### SERIES SPECIFICATIONS

WARRANTY	Extended
AVAILABLE HOUSING COLOR	Black or White
AVAILABLE BEAM PATTERNS	10°, 20°, 40°
OPTIC PURITY	90%
DRIVEN AT	90%
OPERATING TEMP	-40 Celsius ~ +80 Celsius
INPUT VOLTAGE	9-48V DC
IP RATING	IP-68
LED LIFESPAN	50,000 Hours



## EVO PRIME SIN8" LED LIGHT BAR



#### TECHNICAL DETAILS

DIMENSIONS	2.75" x 7.80" x 3.63"
LUMENS (2800mA)	3,440 Lm
WATTAGE	40
WEIGHT	3.53 Lbs
AMP DRAW (12V)	3.34A
VIBRATION RATING	15.6 G <sub>rms</sub>

#### ADDED FEATURES

- Weatherproof Deutsch Connector with Plug-and-Play Harness
- Billet Clamp Tube Frame Mounts Available
- 15° Adjustable Trunnion Bracket Mount
- Extruded 6061 Aluminum Housing
- Polycarbonate Lens
- Patent # US 7,950,821 B1

### 20° Narrow Beam

PART #	XIL-EP420
PRICING	\$457.59

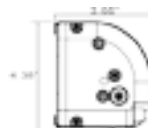



### 40° Extra Wide Beam

PART #	XIL-EP440
HOUSING	\$457.59



## EVO PRIME DOUBLE STACK 8" LED LIGHT BAR



#### TECHNICAL DETAILS

DIMENSIONS	4.38" x 7.80" x 3.66"
LUMENS (2800mA)	6,880 Lm
WATTAGE	80
WEIGHT	5.95 Lbs
AMP DRAW (12V)	6.67A
VIBRATION RATING	15.6 G <sub>rms</sub>

#### ADDED FEATURES

- Weatherproof Deutsch Connector with Plug-and-Play Harness
- Billet Clamp Tube Frame Mounts Available
- 15° Adjustable Trunnion Bracket Mount
- Extruded 6061 Aluminum Housing
- Polycarbonate Lens
- Patent # US 7,950,821 B1

### 20° Narrow Beam

PART #	XIL-EP2.420
PRICING	\$782.06



### 40° Extra Wide Beam

PART #	XIL-EP2.440
PRICING	\$782.06



VISION X

# UTILITY MARKET LED SERIES

## OE Upgrade for Commercial\Industrial

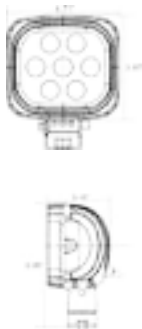
### INDUSTRIAL LED WORK LIGHTS

#### SUPERIOR HEAT DISSIPATION

- Polycarbonate Lens for Ultimate Protection
- Weatherproof Duetsch Connector
- High-Output 3 & 5 Watt LEDs

SERIES SPECIFICATIONS	
AVAILABLE HOUSING COLOR	Black
OPTIC PURITY	90%
DRIVEN AT	80%
OPERATING TEMP	-40 Celsius ~ +50 Celsius
INPUT VOLTAGE	9-32V DC
LED LIFESPAN	50,000 Hours

### UTILITY MARKET 4" SQUARE LED LIGHT



TECHNICAL DETAILS	
DIMENSIONS	3.97" x 4.71" x 3.15"
WEIGHT	2.43 Lbs
VIBRATION RATING	15.6 G <sub>rms</sub>

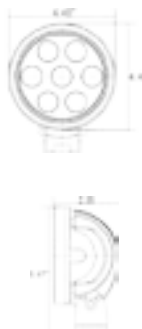
#### 3 Watt LED

PART #	XIL-UM4410	XIL-UM4440	XIL-UM4460
BEAM	10° Narrow	40° Wide	60° Extra Wide
PRICE	\$211.45	\$211.45	\$211.45
LUMENS	1,596 Lm	1,596 Lm	1,596 Lm

#### 5 Watt LED

PART #	XIL-UMX4410	XIL-UMX4440	XIL-UMX4460
BEAM	10° Narrow	40° Wide	60° Extra Wide
PRICE	\$245.03	\$245.03	\$245.03
LUMENS	3,451 Lm	3,451 Lm	3,451 Lm

### UTILITY MARKET 4" ROUND LED LIGHT



TECHNICAL DETAILS	
DIMENSIONS	4.49" x 4.49" x 2.99"
WEIGHT	2.65 Lbs
VIBRATION RATING	15.6 G <sub>rms</sub>


#### 3 Watt LED

PART #	XIL-UM4010	XIL-UM4040	XIL-UM4060
BEAM	10° Narrow	40° Wide	60° Extra Wide
PRICE	\$211.45	\$211.45	\$211.45
LUMENS	1,596 Lm	1,596 Lm	1,596 Lm

#### 5 Watt LED

PART #	XIL-UMX4010	XIL-UMX4040	XIL-UMX4060
BEAM	10° Narrow	40° Wide	60° Extra Wide
PRICE	\$245.03	\$245.03	\$245.03
LUMENS	3,451 Lm	3,451 Lm	3,451 Lm

### UTILITY MARKET FLOOD LED LIGHT



TECHNICAL DETAILS	
DIMENSIONS	3.40" x 1.90" x 0.90"
LUMENS (2800mA)	500 Lm
WATTAGE	6
WEIGHT	.41 Lbs
AMP DRAW (12V)	0.5A
VIBRATION RATING	8.6 G <sub>rms</sub>

PART #	XIL-UF32
COLOR	White
PRICE	\$110.77

### UTILITY MARKET LED STROBE BEACON



TECHNICAL DETAILS	
DIMENSIONS	5.25" x 3.81" x 2.86"
LUMENS (2800mA)	252 Lm
WATTAGE	3.6
WEIGHT	0.44 Lbs
AMP DRAW (12V)	0.30A
VIBRATION RATING	8.6 G <sub>rms</sub>

PART #	XIL-UBW	XIL-UBA	XIL-UBR
COLOR	White	Amber	Red
PRICE	\$89.39	\$89.39	\$89.39

VISION X



# SHOCKWAVE LED FIXTURE SERIES



## Modular LED Upgrade for Fluorescent

### RUGGED INDUSTRIAL DESIGN

### ULTIMATE LIGHT SPREAD

- Integrated Electronic Thermal Management (ETM)
- Power Supply Mount Available
- Universal Mounting Options
- Low Power Consumption

#### SERIES SPECIFICATIONS

WARRANTY	Extended
AVAILABLE HOUSING COLOR	Black or White
AVAILABLE BEAM PATTERNS	120°
DRIVEN AT	90%
OPERATING TEMP	-20 Celsius ~ +40 Celsius
INPUT VOLTAGE	9-32V DC
IP RATING	IP-68
LED LIFESPAN	50,000 Hours

#### ADDED FEATURES

- Weatherproof Deutsch Connector
- Die-Cast Aluminum Housing
- Polycarbonate Lens

## SHOCKWAVE SINGLE PANEL LED FIXTURE



PART #	MIL-SWS1210	MIL-SWS2420	MIL-SWS3630	MIL-SWS4840
PRICE	\$334.52	\$558.29	\$782.05	\$1005.81
L.E.D.S	60	120	180	240
LENGTH	11.81" / 300 mm	23.62" / 600 mm	35.43" / 900 mm	47.24" / 1200 mm
RAW LUMENS	875 lm	1,750 lm	2,625 lm	3,500 lm
EFFECTIVE LUMENS	613 lm	1,225 lm	1,838 lm	2,450 lm
WATTAGE	10	20	30	40
AMP DRAW (12V)	.83A	1.67A	2.5A	3.33A
WEIGHT	3.10 lb	6.2 lb	9.2 lb	12.2 lb

#### TECHNICAL DETAILS

HEIGHT	2.56" / 65 mm
DEPTH	1.73"
VIBRATION RATING	15.6 G <sub>rms</sub>

## SHOCKWAVE DUAL PANEL LED FIXTURE



PART #	MIL-SWD1220	MIL-SWD2440	MIL-SWD3660	MIL-SWD4880
PRICE	\$446.41	\$670.17	\$893.93	\$1117.69
L.E.D.S	120	240	360	480
LENGTH	11.81" / 300 mm	23.62" / 600 mm	35.43" / 900 mm	47.24" / 1200 mm
RAW LUMENS	1,750 lm	3,500 lm	5,250 lm	7,000 lm
EFFECTIVE LUMENS	1,225 lm	2,450 lm	3,675 lm	4,900 lm
WATTAGE	20	40	60	80
AMP DRAW (12V)	1.67A	3.33A	5A	6.67A
WEIGHT	5.80 lb	11.60 lb	17.00 lb	22.60 lb

#### TECHNICAL DETAILS

HEIGHT	4.67" / 118.8 mm
DEPTH	1.91" / 48.6 mm
VIBRATION RATING	15.6 G <sub>rms</sub>

VISION X



# HID WORK LIGHT SERIES


**4" and 6" HID Durable and Rugged Work Lights**



## 4" HID 4400 SERIES



HID-4400 Shown



SPECIFICATIONS	
WARRANTY	Extended
AVAILABLE HOUSING COLOR	Black
AVAILABLE BEAM PATTERNS	Euro, Vertical-Flood, Horizontal-Flood, Spot
LUMENS	3,500 Lm
MOUNTING DEPTH	3.25"
WEIGHT	1.80 Lbs
HID BULB LIFESPAN	2,500 Hours

TECHNICAL DETAILS	
DIMENSIONS	4.75" x 5.75" x 5.00"
INPUT VOLTAGE	9-32V DC
IP RATING	IP-65
VIBRATION RATING	8.6G <sub>rms</sub>
OPERATING TEMP	-40 Celsius ~ +85 Celsius

## 4" SQUARE HIGH IMPACT NYLON HOUSING 35 WATT HID DURABLE WORK LIGHT

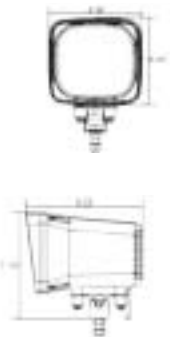
- Low Startup Amp Draw
- Internal Ballast and Starter
- Industrial Single Stud Mount Base

PART #	HID-4400	HID-4401	HID-4411	HID-4402
PRICE	\$222.65	\$222.65	\$222.65	\$222.65
WATTAGE	35Watt HID	35 Watt HID	35 Watt HID	35 Watt HID
LUMENS	3,500 Lm	3,500 Lm	3,500 Lm	3,500 Lm
AMP DRAW (12V)	2.92A	2.92A	2.92A	2.92A

## 6" HID 6600 SERIES



HID-6601 Shown



SPECIFICATIONS	
WARRANTY	Extended
AVAILABLE HOUSING COLOR	Black
AVAILABLE BEAM PATTERNS	Flood, Spot
MOUNTING DEPTH	3.25"
WEIGHT	4.00 Lbs
HID BULB LIFESPAN	2,500 Hours

TECHNICAL DETAILS	
DIMENSIONS	6.38" x 7.75" x 8.25"
INPUT VOLTAGE	9-32V DC
IP RATING	IP-65
VIBRATION RATING	8.6G <sub>rms</sub>
OPERATING TEMP	-40 Celsius ~ +85 Celsius

## 6" SQUARE HIGH IMPACT NYLON HOUSING 50 OR 70 WATT HID DURABLE WORK LIGHT

- Shock Resistant Base
- Internal Ballast and Starter
- Multi Voltage 9-32V DC Input

PART #	HID-6601	HID-6601.70W	HID-6602	HID-6602.70W
PRICE	\$379.28	\$580.67	\$379.28	\$580.67
WATTAGE	50 Watt HID	70 Watt HID	50 Watt HID	70 Watt HID
LUMENS	5,000 Lm	7,000 Lm	5,000 Lm	7,000 Lm
AMP DRAW (12V)	4.17A	5.83A	4.17A	5.83A

**VISION X**



## SEALED BEAMS



PART #	DESCRIPTION/connection type	PRICE
4340	4 1/2", 48v 80W Trap/Slip on	\$12.11
4350	4 1/2", 36v 60W Trap/Slip on	12.00
4402A	4 1/2", 24v 50W Trap Amber/Screw	20.48
4411	4 1/2", 12v 35W Multi-purpose	8.03
4412	5 3/4", 12v 35W Screw	9.02
4412A	5 3/4", 12v 35W Amber/Screw	14.93
4415	4 1/2", 12v 35W Fog/Screw	12.71
4415A	4 1/2", 12v 35W Fog/Yellow/Screw	12.69
4416	4 1/2", 12v 30W Spot/Screw	6.96
4419	5 3/4", 12v 35W Trap/Screw	7.92
4461	4 1/2", 12v 60W Tractor/Screw	6.98
4478	5 3/4", 12v 60W Flood/2 Lug	11.82
4502	4 1/2", 24v 50W Trap/Screw	12.27
4505	4 1/2", 24v 50W Spot/Screw	10.76
4509	4 1/2", 12v 100W Spot/Screw	7.31
4537	5 3/4", 12v 100W Spot/Screw	11.82
4570	5 3/4", 24v 150W Trap/Screw	10.43
4571	5 3/4", 24v 150W Flood/Screw	15.33
4578	5 3/4", 24v 60W Flood/2 Lug	10.75



PART #	DESCRIPTION/connection type	PRICE
4579	5 3/4", 24v 80W/60W Hi/Lo 3 Lug	\$16.58
4589	4 1/2", 24v 50W Trap/Screw	15.42
4593	4 1/2", 24v 50W Flood/Screw	12.75
4636	5 3/4", 12v 80W Multi-purpose (Wagner)	11.49
H4651	100mm x 165mm, 12v 50W	9.08
H4656	100mm x 165mm, 12v 35W/35W Hi-Low 3 Lug	9.08
4825R	4 1/2", 24v 50W/18W Stop/Tail Red/Screw	25.20
4880	5 3/4", 24v 60W 2 Lug	10.56
6014	7", 12v 60W/50W Headlamp 3 Lug	6.20
6015	7", 12v 50W/50W HD Headlamp 3 Lug	8.70
H6024	7", 12v 65W/35W Halogen Headlamp 3 Lug	13.43
6052	142mm x 200mm, 12v 65W/55W 3 Lug	9.41
H6054	142mm x 200mm, 12v 65W/35W 3 Lug	11.34
7400	4 1/2", 12v 35W Spot/Multi-purpose	10.34
7414Y	4 1/2", 12v 18W Yellow Signal/Screw	15.57
H7606	4 1/2", 12v 50W Halogen Flood	13.47
H7610	4 1/2", 12v 50W Trap/Screw	14.21
H9405	92 x 150mm, 12v 50W Halogen Spot/2 Lug	16.98
H9406	92 x 150mm, 12v 50W Halogen Flood/2 Lug	16.62
H9411	92 x 150mm, 12v 50W Halogen Trap/2 Lug	19.52
H9420	92 x 150mm, 12v 50W Halogen Driving/2 Lug	31.29
H5024	7", 12v Round Long Life 3 Lug	16.88
H5054	142mm x 200mm 12v Long Life Rectangle	16.88
H5062	100mm x 165mm 12v Long Life 3 Lug	14.33
H5051	100mm x 115mm 12v Long Life	12.24

LIGHTING

## LED RETROFIT FOR PAR 36 SEALED BEAMS 1,200 LUMENS



Features:  
Six Gen IV LEDs  
Voltage 10-30 VDC  
Thermal Protection  
1,200 Lumens (white 5000k color temp)  
Iso 7637-2 spike protection  
Flood Pattern

LDH-361-T-C .....\$116.21

### OEM Application Interchange

(Note: All OEM crossover numbers are not listed for each beam)

#### OEM#: CROSSOVER

##### AMIDA

260340: 4412A

##### BLUEBIRD BUS

2101517: 4636

##### Bobcat

6557486: 4406-1

##### CAT

7G9319: 4402A

0692999: 4416

2M4168: 4478

2M4169: 4480

7T1371: 4505

1M5898: 4578

9W1281: H4578

1M5899: 4579

6N7987: 4752

5S5150: 4813

#### OEM#: CROSSOVER

##### CAT

8T8752: H4813

5S5149: 4814

8T8753: H4814

6N7982: 4825R

1M5928: 4880

9W1280: H4880

##### DEERE

AF3892R: 4411

AH165877: H9411

AR104119: H7606

AU42754: 4578

AT42009: 4579

AU42755: 4880

##### DRESSER

273560: 4578

1125010C1: 4825R

303277R91: 4880

#### OEM#: CROSSOVER

##### EUCLID-HITACHI

E5949952: H4813

E4042807: 4825R

##### FIAT

70182763: 4578

##### FORD

277073: 4411

##### PAYHAULER

17LP00002A: 4579R

##### THOMAS BUS

2200-3369: 4636

##### TROJAN

2034911: 4578

695236600: 4589

6951356: 4825R

2048234: 4880

OEM Application Interchange  
(Note: All OEM crossover numbers  
are not listed for each lamp)

PART #	VOLTS*	AMPS OR WATTS	PRICE
28MB	24	.04A	\$2.76
53	12	.12A	0.59
57	12	.24A	0.63
67	12	.59A	0.63
89	12	.58A	0.76
97	12	.69A	1.79
194	12	.27A	0.53
265	24	.08A	5.12
303	24	.30A	2.85
307	24	.67A	2.06
356	24	.17A	1.88
388	24	.04A	1.55
394 Eiko**	12	.04A	0.75
456	24	.17A	2.54
464	24	.17A	1.10
623	24	.37A	2.61
624	24	.37A	4.68
631	12	.63A	1.83
755	6	.15A	.95
757	24	.08A	1.07
862	12	2.93A	4.17
894	12	2.93A	4.17
1156	12	2.10A	0.44
1157	12	2.14A/.59A	0.48

\*Nominal Voltages Referenced \*\*import

## MINIATURE LAMPS

PART #	VOLTS*	AMPS OR WATTS	PRICE
1251	24	2.93A	\$1.89
1252	24	.23A	1.89
1638	24	1.02A	2.33
1662	24	.93A	2.45
1683	24	1.02A	2.21
1691	24	.61A	7.02
1816	12	.33A	.75
1818	24	.17A	2.87
1819	24	.04A	1.41
1820	24	.10A	1.53
1829	24	.07A	.75
1873	24	.20A	1.01
1893	12	.33A	0.75
1895	12	.27A	0.69
2057	12	2.10A	0.69
2232	24	.643A	7.26
3156	12	2.10A	1.74
3157	12	2.10A	1.89
11662 Eiko**	24	.93A	1.83
11683 Eiko**	24	1.02A	1.38
P21W24V	24	1.86A	1.17
78187 Hella	24	21W	1.37
78203 Hella	12	5W	0.75
78233 Hella	24	5W	0.75
78265 Hella	24	21/5W	1.89

The above Miniature Lamps are sold by the box of 10 only. A GE Miniature Lamp and Sealed Beam catalog (including diagrams and dimensions) is available upon request.

## MINIATURE LAMP PHYSICAL CROSS-REFERENCE GUIDE:

Note: The following physical cross-reference guide is to be used to help identify which 24v miniature bulb physically matches which 12v miniature bulb. As example: if one has a 24v bulb that resembles an 1156, one can tell by this chart that the bulb needed is a 1683.

12V	53	57	67	89	194	1034	1141	1156	1157	1176	1895
24V	356	456	1251	623	464	1662	307	1683	1662	308	1820

## ROUGH SERVICE BULBS

**130 Volt AC/12 Volt DC** (sold in box of two)

75A/RS 75 Watt Bulb 130v ..... \$1.04 each

100A/RS 100 Watt Bulb 130v..... \$1.02 each

100A/RS-12v 100 Watt Bulb 12v..... \$1.49 each

**Rough Service Bulbs with Gator Skin**

(sold in box of two)

75A/RS/TF 75 Watt Bulb 130v ..... \$1.92 each

100A/RS/TF 100 Watt Bulb 130v ..... \$1.91 each

The gator skin is a rubberized coating which protects glass from shattering. If the bulb breaks, this coating helps retain the glass shards.



(Only available at  
participating dealers)

OEM #	CROSSOVER
<b>BOBCAT</b>	
6667934	894
<b>CAT</b>	
1227137	194
1239294	757
2D1959	623
3H2691	1251
5D0019	356
5D0284	1895
5D1708	456
5M-8034	1156
7H2976 & 9X4493	1683
7M9957	631
7N1996	624
7N5876	1873
7N9943	2232
7N9967	28MB
7S1800	1157
7X2058	265
8D1429	1820
8J4863	307
8L9801	1816
8M6176	53
8T9749	1638
9X4492	1662
9W2471	67
<b>Clark Lift</b>	
923174	894
<b>Deere</b>	
AB2599R	67
AD2062R	1156
AH162231	9006
AM31284	1895
AM118013	894
AR48041	1157
AR56675	1893
AR62407	194
AT41509	456
RE49778	3157
T55530	1683
U44537	623
57M7022	78187 Hella
57M7181	78265 Hella
57M7492	78203 Hella
<b>Dresser</b>	
27727RI	464
<b>Excel</b>	
726174	894
<b>Gehl</b>	
122488	894
<b>Terex</b>	
07-15271432	78265
07-15258872	78187
<b>Trojan</b>	
0726421	464
<b>Volvo</b>	
13945091 or 967708	P21W24V or 78787
967711	1818
967709-7	2627HD



## VEHICLE HALOGEN LAMPS

Vehicle Halogen Lamps may be offered in packs of 10 only.  
High wattage bulbs are for off-road use only

### H-1 Lamps

12 Volt:	Mfg:	Item:	Price:
55 watt	GE	50310 .....	\$3.38
100 watt	Hella	78110 .....	\$7.31
130 watt	Hella	78130 .....	\$9.06

24Volt:	Mfg:	Item:	Price:
70 watt	GE	50320 .....	\$4.70
100 watt	Hella	78116 .....	\$6.45

**Crossover:**  
Cat 9X7849



### H-2 Lamps

12 Volt:	Mfg:	Item:	Price:
55 watt	Hella	78125 .....	\$5.12
100 watt	Hella	78127 .....	\$9.30

24Volt:	Mfg:	Item:	Price:
70 watt	Hella	78129 .....	\$10.25



### H-3 Lamps

12 Volt:	Mfg:	Item:	Price:	12v Crossover:
35 watt	Hella	78153 .....	\$3.63	
55 watt	GE	50340 .....	\$3.27	Cat 9W0607
55 watt HD	Osram	50340HD .....	\$7.26	Ford 69AG13009BA

55 watt HD	Hella	78134 .....	\$6.78	Dyna-Pac 901369
100 watt	Hella	78140 .....	\$7.35	
130 watt	Hella	78138 .....	\$6.20	

24 Volt:	Mfg:	Item:	Price:
70 watt	GE	50350 .....	\$5.33
65 watt HD	Osram	52590HD .....	\$8.84
65 watt HD	Hella	78148 .....	\$8.36

100 watt	Hella	78132 .....	\$5.16
----------	-------	-------------	--------

**24v Crossover:**  
Cat 9X3463  
Deere 57M7127,  
AT135758  
Fiat 14151690  
Hyundai 21E1-4910  
Trojan 4609291  
VME 00943903-5  
Moxy 066212



36 Volt:	Mfg:	Item:	Price:
35 watt	Osram	12.565 .....	\$4.49

48 Volt:	Mfg:	Item:	Price:
35 watt	Osram	12.566 .....	\$4.49

### H-4 Lamps (PT43 Base)

12 Volt:	Mfg:	Item:	Price:	12v Crossover:
60/55 watt	GE	50440 .....	\$7.02	JCB 720/10060 Deere 57M7166

100/80 watt	Hella	78159 .....	\$10.41
-------------	-------	-------------	---------

24 Volt:	Mfg:	Item:	Price:
75/70 watt	GE	50450 .....	\$7.86

100/90 watt	Hella	78146 .....	\$11.46
-------------	-------	-------------	---------

**24v Crossover:**  
Cat 9X3465,  
Case P140555  
Deere 57M7198,  
Volvo 13973892  
Liebherr 6201140



### H-7 Lamps

12 Volt:	Mfg:	Item:	Price:
55 watt	Hella	78175 .....	\$12.45

24 Volt:	Mfg:	Item:	Price:
70 watt	Hella	78100 .....	\$16.04

**24v Crossover:**  
Volvo 982559,  
JCB 720/15003  
Moxy 502035



### PT45T

12 Volt:	Mfg:	Item:	Price:	12v Crossover:
45/40 watt	Hella	78154 .....	\$2.60	Deere 57M6844

24 Volt:	Mfg:	Item:	Price:
55/50 watt	Hella	78161 .....	\$5.55

**24v Crossover:**  
Volvo 9420860



### D2S 35W

Mfg:	Item:	Price:	Crossover:
Hella	78400 .....	\$153.47	Komatsu 76961873 Phillips 85122



### D1S 35W

Mfg:	Item:	Price:
Hella HID Bulb	78399 .....	\$145.68



LIGHTING

## GOLIGHT PROFILER II MODEL 8130 (Olive) Lithium-Polymer Rechargeable Hand-Held Searchlight with Dock Station Charging System

The Golight® Profiler™ II Searchlight has been designed and manufactured according to military specifications and is currently being used worldwide during night time special operations.

Package Includes:

- Profiler™ II Searchlight
- Rechargeable Lithium-Polymer Battery Pack
- 12vDC Docking Station Charging System
- 115vAC Charger
- 12v Direct Run Power Cord
- Heavy Duty Nylon Shoulder Strap

**8130 GOLIGHT PROFILER II .....\$505.10**

- 1-Year Limited Warranty
- Unit Size: 10" x 8" x 8"



## GOLIGHT

### RadioRay Wireless Remote Control Search Light

**7901.....\$370.94**

- 150 foot range.
- Dual speed for quick scan or deliberate, thorough search
- Magnetic mount base



### Remote Control Search Light

**5149.....\$185.37**

- Wired remote with 10 ft cord



### Dash-Mounted Control Search Light

**2020.....\$244.95**

- Permanent dash-mounted control



### Common Features of All Golight Models

- 400,000 Candle Power
- Rotation: 370° horizontal / 70° vertical
- Operates on cigarette lighter outlet
- Scratch-resistant suction cup.
- Durable, high-impact ABS housing
- 3 year warranty
- Remotes are programmable

Replacement H-9 Bulb (Philips 12361)

**49000.....\$20.85**

## SERVICEMATE™ MAGNETIC BASE WORKLIGHT

**Improves Lighting In Dark Work Areas For Emergency, Construction or Car Repair**

- 12-Volt Standard Operation
- 55-Watt Replaceable H-3 Bulb
- On-Off Switch on back of light
- 6 ft. Coiled Cord with Cigarette Lighter Plug
- Rubber Boot on base providing scratch protection
- Handle on top for easy carrying or pointing light
- Flood pattern with 90 degree vertical adjustment
- 1-Year Warranty (excluding bulb)



**SM2525.....\$26.23**

## SEALED STOP TURN AND TAIL LIGHT



427R-12V



B431-491

PART #	PRICE
427R-12V	\$6.69
B431-491 wire plug for 427R	1.47
426-09 Bracket	6.06
426-18 Grommet	1.71



426-09



426-18

## IMPORT VERSION OF 1130-12V

3x5 size, 12V operation, flood beam pattern

**712.....\$17.27**



## LED Work Lamp

### Common Features:

- ▶ Polycarbonate Lens
- ▶ Same colour spectrum as natural light
- ▶ Stainless Steel Bracket
- ▶ 3 Years Warranty
- ▶ Cast Aluminium Housing in Black Finish

### LED FLOOD LAMP 9-36VDC

**Part # LW5040-C..... \$120.75**



- ♦ 8 pcs of 1W LED
- ♦ 699 Lumens
- ♦ Flood Beam Penetrating up to 300 ft
- ♦ Amp Draw : 0.8 @ 12V / 0.5 @ 24V
- ♦ Lamp Dimension : 4-3/8" W x 4-7/8" H x 1-7/8" D
- ♦ Product Net Weight : 18 oz.

### LED WORK LAMP 9-36VDC

**Part # LW4533-C..... \$136.50**



- ♦ 10 pcs of 1W LED
- ♦ 922 Lumens
- ♦ Combines distance of a spot beam with the wide distance of a flood beam penetrating up to 600 ft
- ♦ Amp Draw : 1.5 @ 12V / 0.8 @ 24V
- ♦ Lamp Dimension : 3-1/2" W x 4-11/16" H x 2-3/4" D
- ♦ Product Net Weight : 18 oz.

## HID Work Lamp w/ Xenon Bulb & Inside Ballast

### Common Features:

- ▶ Hi-impact nylon housing
- ▶ Adjustable stainless steel mounting bracket
- ▶ HID Xenon bulb 35W
- ▶ 2 Years Warranty
- ▶ Precision metal reflector
- ▶ Natural white light reduces eye fatigue
- ▶ Operating Temperature : -40°C to +105°C
- ▶ Borosilicate hardened glass lens
- ▶ Long life - up to 2,500 operating hours
- ▶ Dust and water resistant

### HID FLOOD LAMP 9-32VDC

**Part # HID5052..... \$166.32**



- ♦ 75,000cp
- ♦ Flood Beam Penetrating up to 300 ft
- ♦ 3.25 Amps @ 12V / 1.45 Amps @ 24V
- ♦ 5-1/2" L x 6-3/16" H x 5-3/4" D
- ♦ Net Weight : 1 lb & 13 oz

### HID SPOT LAMP 9-32VDC

**Part # HID5053..... \$166.32**



- ♦ 190,000cp
- ♦ Spot Beam Penetrating up to 500 ft
- ♦ 3.25 Amps @ 12V / 1.45 Amps @ 24V
- ♦ 5-1/2" L x 6-3/16" H x 5-3/4" D
- ♦ Net Weight : 1 lb & 13 oz

### HID FLOOD LAMP 9-32VDC

**Part # HID8002..... \$174.30**



- ♦ 200,000cp
- ♦ Flood Beam Penetrating up to 1,300 ft
- ♦ 3.12 Amps @ 12V / 1.88 Amps @ 24V
- ♦ 8-3/16" Dia. x 8-1/2" H x 6-15/16" D
- ♦ Net Weight : 2 lbs & 12 oz





## Mini (9.75") LED Warning Light Bars - Multiple Pattern

### Common Features:

- ▶ Polycarbonate Lens
- ▶ 23 Flash Patterns - 12V **SAE J845:**  
Class 1 on all lamp single, quint & ultra flashes  
Class 2 on all lamp double & quad flashes & 360° rotating flash
- ▶ Amber Diodes / Clear Lens
- ▶ Low Amp Draw : 3.8 @ 12V
- ▶ 30 pcs of 1W LED
- ▶ 2 Years Warranty

### BRACKET MOUNT 12-24VDC

Part # E-2110AC..... \$296.10



- ♦ 2 Mounting Brackets with Lead Wire
- ♦ Lamp Dimension : 9.75" L x 6.77" W x 2" H (mounted)
- ♦ Product Net Weight : 2 lbs & 8 oz

Compact  
1.5" H x 9.75" L  
Super Bright

### MAGNETIC MOUNT 12-24VDC

Part # E-2110ACM..... \$340.20



- ♦ 4-Magnet Mount, Cigarette Power Adaptor with On/Off Switch, Flash Selection Switch & 9.8" ft of Wire
- ♦ Lamp Dimension : 9.75" L x 6.77" W x 1-13/16" H (mounted)
- ♦ Product Net Weight : 2 lbs & 9 oz

## 16.5" LED Warning Light Bars - Alternating Quad Flash

### Common Features:

- ▶ ABS Base with Polycarbonate Lens & Dome
- ▶ Quad Flash Alternating Left & Right
- ▶ Low Amp Draw : 1.13 @ 12V
- ▶ Amber Diodes / Amber Dome
- ▶ **SAE J595 Class 1** (Front & Rear Directional) on 12V
- ▶ 2 Years Warranty
- ▶ 32 pcs of 1W LED

### PERMANENT MOUNT 12-30VDC

Part # E-280AA..... \$325.29



- ♦ Lamp Dimension : 16-1/2" L x 8-1/16" W x 4-3/16" H
- ♦ Product Net Weight : 4 lbs

### MAGNETIC MOUNT 12-30VDC

Part # E-280AAM..... \$425.57



- ♦ 2 Magnets with Suction Cups, Cigarette Power Adaptor with On/Off Switch & 11 ft of Wire
- ♦ Lamp Dimension : 16-1/2" L x 8-1/16" W x 4-1/2" H (mounted)
- ♦ Product Net Weight : 6 lbs

## LED Warning Light Bars - Magnetic Mount

### Common Features:

- ▶ Aluminium Light Bar with Polycarbonate Lens
- ▶ Cigarette Power Adaptor with On/Off Switch & 12 ft of Wire
- ▶ Amber Diodes / Amber Lens
- ▶ 2 Magnets with Suction Cups
- ▶ 2 Years Warranty

### 15" LED LIGHT BAR 12-30VDC

Part # E-2150AM..... \$323.40



- ♦ **SAE Class 1** (Front & Rear Directional) on 12V
- ♦ 32 pcs of 1W LED
- ♦ Lamp Dimension : 15" L x 3-11/16" W x 2-3/16" H (mounted)
- ♦ Product Net Weight : 3 lbs & 2 oz.

### 23" LED LIGHT BAR 12-30VDC

Part # E-2232AM..... \$375.90



- ♦ 40 pcs of 1W LED
- ♦ Lamp Dimension : 23" L x 3-11/16" W x 2-3/16" H (mounted)
- ♦ Product Net Weight : 4 lbs



## LED Warning Light Bars - Multiple Pattern

### Common Features:

- ▶ Aluminium Light Bar with Polycarbonate Lens
- ▶ **SAE J595** (Front & Rear Directional) on 12V:  
Class 1 on Centre Single Flash, Centre to Left & Right Sequential Flash  
Class 2 on other 7 Flashes
- ▶ Amber Diodes / Amber Lens
- ▶ Control Box for Flash Pattern Selection
- ▶ 8 Flash Patterns
- ▶ Adjustable Mounting Brackets
- ▶ 2 Years Warranty

### 23" LED LIGHT BAR 12-30VDC

Part # E-2230A..... \$375.90



- ◆ 40 pcs of 1W LED
- ◆ Amp Draw : 3.49 @ 12V / 1.59 @ 24V
- ◆ Lamp Dimension : 23" L x 3-11/16" W x 3-7/8" H (mounted)
- ◆ Light Bar w/ Brackets Net Weight : 4 lbs & 11 oz.
- ◆ Control Box Net Weight : 1 lb & 12 oz.

### 45" LED LIGHT BAR 12-30VDC

Part # E-2450A..... \$585.90



- ◆ 72 pcs of 1W LED
- ◆ Amp Draw : 5.55 @ 12V / 2.68 @ 24V
- ◆ Lamp Dimension : 45" L x 3-11/16" W x 3-7/8" H (mounted)
- ◆ Light Bar w/ Brackets Net Weight : 8 lbs & 11 oz.
- ◆ Control Box Net Weight : 1 lb & 12 oz.

## Compact Low Profile LED Warning Lights - Multiple Pattern

### Common Features:

- ▶ Aluminium Base with Polycarbonate Lens
- ▶ Surface Mount - 2 holes @ 4-3/4" centres
- ▶ 12V - 24V Applications
- ▶ Two 3-Diode Modules
- ▶ Lamp Dimension : 5" L x 1" W x 11/16" H
- ▶ Product Net Weight : 3.5 oz.
- ▶ 19 Flash Patterns
- ▶ 2 Years Warranty



### AMBER / AMBER

Part # E-915AA..... \$91.35

- ◆ 3 Amber Diodes / 3 Amber Diodes
- ◆ **SAE J595 Class 1** on 5 Simultaneous Flashes
- ◆ Amp Draw : 0.5 @ 12V / 0.3 @ 24V



### AMBER / WHITE

Part # E-915AW..... \$91.35

- ◆ 3 Amber Diodes / 3 White Diodes
- ◆ Amp Draw : 0.7 @ 12V / 0.4 @ 24V

### WHITE / WHITE

Part # E-915WW..... \$91.35

- ◆ 3 White Diodes / 3 White Diodes
- ◆ **SAE J595 Class 1** on 5 Simultaneous Flashes
- ◆ Amp Draw : 0.8 @ 12V / 0.4 @ 24V

### BLUE / BLUE

Part # E-915BB..... \$91.35

- ◆ 3 Blue Diodes / 3 Blue Diodes
- ◆ **SAE J595 Class 1** on 5 Simultaneous Flashes
- ◆ Amp Draw : 0.57 @ 12V / 0.36 @ 24V

### BLUE / RED

Part # E-915BR..... \$91.35

- ◆ 3 Blue Diodes / 3 Red Diodes
- ◆ Amp Draw : 0.55 @ 12V / 0.36 @ 24V

### RED / RED

Part # E-915RR..... \$91.35

- ◆ 3 Red Diodes / 3 Red Diodes
- ◆ **SAE J595 Class 1** on 5 Simultaneous Flashes
- ◆ Amp Draw : 0.61 @ 12V / 0.38 @ 24V

## LED Warning Light

### LED Quad Flash & Rotating Flash

Part # E-658A..... \$226.80



- ◆ Aluminium Base & Polycarbonate Lens
- ◆ 8 High Output Diodes
- ◆ 12V - 50V Applications
- ◆ Amp Draw : 1.5 @ 12V / 0.6 @ 24V
- ◆ Lamp Dimension : 4-1/2" H x 6-1/2" Base Dia.
- ◆ Product Net Weight : 2 lbs
- ◆ Quad Flash / Rotating Flash
- ◆ **SAE J845 Class 1** on 12V Quad Flash Application
- ◆ SAE J845 Class 2 on 12V Rotating Flash Application
- ◆ IP65 Rating
- ◆ Switch Included for Flash Pattern Selection



## JW SPEAKER SERIES 700 LED LIGHT

### 3x5 LED OVAL WORK LAMP (Gen III) Now twice as bright!

The Series 700 LED is a small oval work lamp perfect for construction and material handling applications. This rugged work lamp features the latest technology high output LEDs for its light source. With no filament to break, these lamps eliminate the weak point typical for lamps with ordinary bulb sources. 12 - 48 volt input 2 amp draw at 12 volt, .5 amps at 48 volt. Light output 500 lumens. UL recognized meets SAE J575 sealed, shock, and vibration. 5.68" wide X 5.85" tall X 3.52" deep. 4 year/40,000 hour warranty



Part #1703501 .....\$210.00



#### HL-106 .....\$18.00

HL-106 Composite Lamp Reflector. A replacement for Komatsu 22W-06-12170M  
Note: requires H-3 24v bulb, choose either 50350 or 52590HD (not included)



#### HL-109 .....\$23.91

HL-109 (including a H-4 24v bulb) Replacement for: Komatsu 421-06-13110  
Kawasaki 3848070120

## LAMP ASSEMBLIES/HOUSINGS



#### 208036 .....\$11.00

Rubber body, Par 36 halogen composite lamp assembly with H-3 12v.

Replaceable bulb:

#### 50340 .....\$3.27



#### 32-4411 .....\$12.15

Adjustable base, Par 36 rubber lamp assembly and 4411 4-1/2" diameter sealed beam installed.



#### 32-PAR46 .....\$10.68

Adjustable base, Par 46, rubber housing, requires 5-3/4" sealed beam (not included).



#### 32-PAR36 .....\$5.85

Adjustable base, Par 36, rubber housing, requires 4-1/2" sealed beam (not included).



#### 511PM .....\$37.35

Metal housing only. Par 46. OEM replacement for Caterpillar 2P2541

## JW SPEAKER MR-16 LAMP ASSEMBLIES

PART #	KIT INCLUDES:	WATT	VOLT	BEAM	PRICE
0540961	two MR-16 lights	35W	12v	trap	\$74.75
0540971	two MR-16 lights	35W	12V	flood	74.75
0540981	two MR-16 lights	35W	24V	trap	78.15
0540991	two MR-16 lights	35W	24V	flood	78.15



MR16

Replacement MR-16

PART #	WATT	VOLT	PRICE
EXN-FG-12v	50w	12v	\$2.47
FPB-FG-12v	65w	12v	4.49
EXN-FG-24v	50w	24v	2.47

Deere AT220508 = FPB-FG-12V  
Deere AT221450 = EXN-FG-24V

Replacement bulbs to JW Speaker MR-16.

PART #	VOLT	BEAM	REPLACES	PRICE
4832070	12v	flood	0540971	\$4.20
4832080	24v	flood	0540991	4.20
4832100	12v	trap	0540961	4.20
4832090	24v	trap	0540981	4.20

Watt 35

## LED DOME LAMP WITH HAZED LENS

### 0442162 .....\$110.58

LED dome lamp with hazed lens. 12/24 volt  
Dimensions: 8.5" w x 1.95" T x 1.10" D





## LED LAMPS



12 VOLT			COLOR	DIMENSIONS	WARRANTY		PRICE
LED0700AP	3/4" LED Side Marker Clearance	Compact	Amber	3/4" @ Lens, 5/8" @ Base, 1-1/16" @ Grommet	2 Years	SAE PC	\$6.70
LED0700RP	3/4" LED Side Marker Clearance	Compact	Red	3/4" @ Lens, 5/8" @ Base, 1-1/16" @ Grommet	2 Years	SAE PC	6.70
LED0700CP	3/4" LED Side Marker Clearance	Compact	Clear	3/4" @ Lens, 5/8" @ Base, 1-1/16" @ Grommet	2 Years	SAE PC	7.77
KTL2501-13A	2.5" LED Clearance Marker	Round	Amber	Lamp: 2-1/2" Dia. x 3/4" D	2 Years	SAE P2	7.27
KTL2501-13R	2.5" LED Clearance Marker	Round	Red	Lamp: 2-1/2" Dia. x 3/4" D	2 Years	SAE P2	7.27
KTL4001-10A	4" LED Lamps	Round	Amber	Lamp: 4-1/4" Dia. x 7/8" H	2 Years	SAE 16P	15.79
KTL4001-10R	4" LED Lamps	Round	Red	Lamp: 4-1/4" Dia. x 7/8" H	2 Years	S2T216	15.79
KTL2239-10A	6" LED Lamps	Oval	Amber	Lamp: 6-1/2" L x 2-1/4" W x 1-1/8" H	2 Years	SAE 16P	15.86
KTL2239-10R	6" LED Lamps	Oval	Red	Lamp: 6-1/2" L x 2-1/4" W x 1-1/8" H	2 Years	S2T216	15.86



LIGHTING

## LED LIGHTS BY A L LIGHTECH

12 Volt 2" and 2 1/2" side LED light kits. Kit includes light, wire (two wire) harness, and grommet.

Weatherproof, Shock Resistant, and Lifetime Warranty.

2" Round Side Marker Kit

Red 003-01-301.....\$8.61

Amber 003-01-101.....\$8.61

2 1/2" Round Side Marker Kit

Red 003-02-301.....\$8.61

Amber 003-02-101.....\$8.61



003-01-101



003-01-301



003-02-301



003-02-101



12 VOLT	4" ROUND	PRICE	4" ROUND W/ FLANGE	PRICE	6" OVAL	PRICE	6" OVAL W/ FLANGE	PRICE
Red (STT)	019-01-300	\$18.62			019-03-300	\$21.45		
Kit*	019-01-305	22.02	019-01-306	24.59	019-03-305	24.32	019-03-306	25.95
Amber (T)	019-01-100	18.62			019-03-100	21.45		
Kit*	019-01-105	22.02	019-01-106	24.59	019-03-105	24.32	019-03-106	25.95

12 and 24 MULTIVOLT	4" ROUND	PRICE	4" ROUND W/ FLANGE	PRICE	6" OVAL	PRICE	6" OVAL W/ FLANGE	PRICE
Red (STT)	019-01-381	\$27.41			019-03-381	\$32.55		
Kit*	019-01-384	31.19	019-01-386	32.12	019-03-375	36.75	019-03-376	34.22
Amber (T)	019-01-181	27.41			019-03-181	29.30		
Kit*	019-01-184	31.19	019-01-186	32.12	019-03-175	33.08	019-03-176	34.22
Clear Kit* (B/U)	019-01-595	49.89	019-01-596	50.94	019-03-595	54.59	019-03-596	62.37

Symbols: (ST/T) = Stop Turn & Tail, (T) = Turn, (B/U) = Back-Up \*Kit includes light, wire harness adaptor, and grommet.



LED to Standard wire harness adaptor  
019-10-040.....\$3.32



Resistive load to make blinkers work with LEDs. 12v only.  
019-10-042.....\$6.84

# Hobbs®



*Hobbs®. Never less than brilliant.*

## Halogen Lights



### HALOGEN LIGHT SPECIFICATION CHART

PART #	BEAM PATTERN	MOUNT	LENS SIZE	VOLTAGE	CURRENT	PRICE
70744	100' x 25' Trapezoid	Flange	4" x 6"	12V 50W	4 amp	\$30.17
71898-50	30' x 50' Flood	Stud	4" x 6"	12V 50W	4 amp	\$31.41
71902-50	1000' Spot	Stud	4" x 6"	12V 50W	4 amp	\$28.82
71915-50	100' x 25' Trapezoid	Stud	4" x 6"	12V 50W	4 amp	\$30.84
72540-50	30' x 50' Flood	Stud	4" x 6"	24V 60W	2.5 amp	\$36.51
72542-50	100' x 25' Trapezoid	Stud	4" x 6"	24V 60W	2.5 amp	\$36.48
72544-50	1000' Spot	Stud	4" x 6"	24V 60W	2.5 amp	\$36.48
72769	30' x 50' Flood	Flange	4" x 6"	24V 60W	2.5 amp	\$37.88
73468-50	30' x 50' Flood	Stud	4 1/2" round	12V 50W	4 amp	\$36.21
73469-50	100' x 25' Trap	Stud	4 1/2" round	12V 50W	4 amp	\$36.23
73761-50	30' x 50' Flood	Stud	3" x 5"	12V 50W	4 amp	\$28.46
73762-50	35' x 30' Narrow Flood	Stud	3" x 5"	12V 50W	4 amp	\$28.46
73763-50	100' x 25' Trap	Stud	3" x 5"	12V 50W	4 amp	\$28.46
73764-50	1000' Spot	Stud	3" x 5"	12V 50W	4 amp	\$28.46
74001-50	35' x 30' Narrow Flood	Stud	4" x 6"	12V 50W	4 amp	\$29.90
74584	30' x 50' Flood Dbl Bracket	Stud	4" x 6"	24V 60W	2.5 amp	\$41.51
75109-50	35' x 30' Narrow Flood	Stud	4" x 6"	24V 60W	2.5 amp	\$37.26
75237-50	High-Low	Stud	4" x 6"	12V 60/30W	N/A	\$40.47

### REPLACEMENT SEALED BEAMS

PART #	REPLACEMENT SEALED BEAM FOR LAMP #	VOLTAGE	CURRENT	PRICE
70510-50	73468-50	12V 50W	4 amp	\$21.44
70729-50	73469-50	12V 50W	4 amp	\$21.44
71017-50	71898-50	12V 50W	4 amp	\$24.41
71791-50	74001-50	12V 50W	4 amp	\$23.40
71792-50	71915-50	12V 50W	4 amp	\$23.40
71794-50	71902-50	12V 50W	4 amp	\$23.40
72408-50	73761-50	12V 50W	4 amp	\$24.33
72541-50	72540-50, 74584	24V 60W	2.5 amp	\$26.61
72543-50	72542-50	24V 60W	2.5 amp	\$26.91
72545-50	72544-50	24V 60W	2.5 amp	\$26.91
72801-50	73763-50	12V 50W	4 amp	\$26.40
75251-50	75237-50	12V 60/35W	N/A	\$29.91
78856-50	75109-50	24V 60W	2.5 amp	\$26.91
78857	72734, 73757, 78287	24V 60W	2.5 amp	\$28.40

### OEM APPLICATION INTERCHANGE

CASE PART #	HOBBS PART #
F45305	78856-50 *
A48265	71017-50 *
A165065, A165192, A165347, 177347	71898-50
91946C1	72801-50
92267C1, D132682	73761-50
92268C1, D132681	73763-50
20-1822T1	71792-50 *
91947C1	72408-50 *
F4530, N13125	71791-50 *
L115227, F96838, D137294	74001-50
A187520, A187541, F96876, L113373, L113375, S516889	75109-50
103654A1, N9427	78857 *
20-1730T91	71915-50
131368C92, A145495	73468-50
D126237, 92269C91, H672846	73762-50
DRESSER PART #	HOBBS PART #
155090	75237-50
155091	71898-50
FORD PART #	HOBBS PART #
251526	71898-50
251527	71915-50
HYSTER PART #	HOBBS PART #
357934	71017-50 *
INGERSOLL RAND PART #	HOBBS PART #
57157893	72543-50 *
KAWASAKI PART #	HOBBS PART #
2R739	72541-50 *
KOMATSU PART #	HOBBS PART #
20Y06A1480	75109-50
KOMATSU (USING PALM CABS) PART #	HOBBS PART #
P002458	74584
P002755	72541-50 *
P003233	75109-50
O&K TROJAN PART #	HOBBS PART #
460-9295	72541-50 *
460-9292	72543-50 *
460-4853	72769
460-4851	72542-50
VME PART #	HOBBS PART #
2561191	72540-50
2561192	72544-50
2561163	72769

\* Replacement Sealed Beam (RSB) Lamp.





## Halogen Lights with Plastic Lens

Used in agricultural and food industry. With the increased safety in the food industry, many people are switching to plastic lens to keep glass out of the food.

### HALOGEN LIGHTS WITH PLASTIC LENS SPECIFICATION CHART

PART #	SIZE	VOLTAGE	DESCRIPTION	PRICE
80836	5.1" W x 3.12" T x 3" D	12V 50W	Crossover Case New Holland #222004A2 Crossover John Deere #KV13707	\$21.50
81120		12V 35W	Crossover Case New Holland #86533428	\$20.37
84909	5.1" W x 3.15" T x 3.9" D – Size not including mounting bracket	12V 50W	Composite lamp flood includes wire harness	\$27.23

## Replacement Bulb



80746-02

### REPLACEMENT BULB

PART #	DESCRIPTION	PRICE
80746-02	Replacement bulb, 50W	\$9.44



## High Intensity Discharge Light

They look more like our standard 4" x 6" halogen lights, but provide all the advantages of a HID light.

- 3 – 4 times the light output of standard halogen
- Up to 5,000 hour average life
- Uses 36% less power than standard halogen
- Less load on electrical system
- 5" H x 7" W x 6" D
- CE Approved

### HID LIGHT SPECIFICATION CHART

PART #	TYPE	PRICE
89750-50	Medium flood 12 volt HID	\$372.75
89751-50	Medium flood 24 volt HID	\$372.75
89752-50	Wide flood 12 volt HID	\$372.75
89753-50	Wide flood 24 volt HID	\$372.75
89754-50	Trap 12 volt HID	\$372.75
89755-50	Trap 24 volt HID	\$372.75



## Compact High Intensity Discharge Light

HID Delivers:

- Safer night working conditions
- 3 – 4 times more light at less energy consumption
- Up to 5,000 hour life (standard usage)
- Daylight color impression
- Shock and vibration resistant
- Instant start-up after switch-on
- 5" H x 5" W x 6" D

### HIGH INTENSITY DISCHARGE LIGHTING SPECIFICATION CHART

PART #	VOLTAGE	BEAM	PRICE
84760-50	12V	Flood HID	\$362.10
88216-50	12V	Trap HID	\$362.10
88735-50	24V	Flood HID	\$362.10
88913-50	24V	Trap HID	\$362.10

## LED Work Lights



4700-0100



4700-0200



4700-0300



4700-0900

### 2-INCH COMPACT LED WORK LIGHT

**Part #:** 4700-0100

**Price:** \$69.83

**Size:** 2" Diameter

**Lens:** Polycarbonate, lens grade, UV stabilized

**Housing:** Die cast aluminum

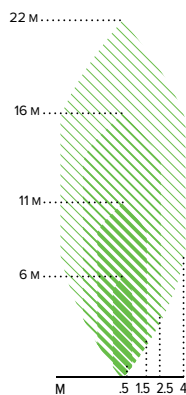
**Mounting Bracket:** Stainless Steel

**Rating:** 10 - 80V DC / 5W

**Lamp Type:** 5W high-power LED (5000-6000K) x 1 piece

**Certifications:** UL & CE certified

**Rated:** IP 67 Rated



### DUAL LED WORK LIGHT

**Part #:** 4700-0200

**Price:** \$73.50

**Size:** 2" Diameter

**Lens:** Clear polycarbonate, lens grade, UV stabilized

**Housing:** Die cast aluminum and nylon

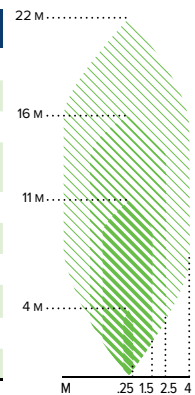
**Mounting Bracket:** Stainless Steel

**Rating:** 9 - 64V DC / 4.5W

**Lamp Type:** 2 x 3W LED (5000 - 6500K)

**Certifications:** UL & CE certified

**Rated:** IP 66 Rated



### 4X6 RECTANGULAR LED WORK LIGHT

**Part #:** 4700-0300

**Price:** \$136.50

**Size:** 4" x 6"

**Lens:** Polycarbonate, lens grade, UV stabilized

**Housing:** Die cast aluminum

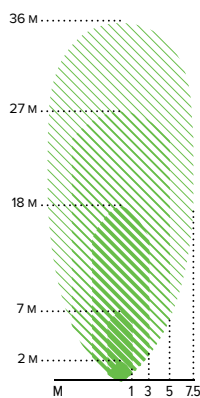
**Mounting Bracket:** Stainless Steel

**Rating:** Multi-voltage 9 - 64VDC

**Lamp Type:** White, 6 x 3W LEDs (5000 - 6500K)

**Certifications:** UL & CE certified

**Rated:** IP 66 Rated



### 4.5-INCH SQUARE LED WORK LIGHT

**Part #:** 4700-0900

**Price:** \$105.00

**Size:** 120 (dia.) x 83.41 x 153 mm

**Lens:** Polycarbonate, lens grade, UV stabilized

**Housing:** Die cast aluminum

**Mounting Bracket:** Stainless Steel

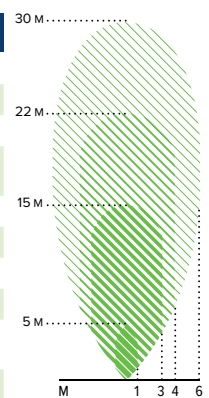
**Rating:** Multi-voltage 9 - 56VDC

**Output:** 8.5W

**Lamp Type:** White, 4 x 3W LEDs (5000 - 6500K)

**Certifications:** UL & CE certified

**Rated:** IP 66 Rated



### 4.5-INCH ROUND LED WORK LIGHT

**Part #:** 90162

**Price:** \$105.00

**Size:** 120 (dia.) x 83.41 x 153 mm

**Lens:\*\*** Polycarbonate, lens grade, UV stabilized

**Housing:** Die cast aluminum

**Mounting Bracket:** Stainless Steel

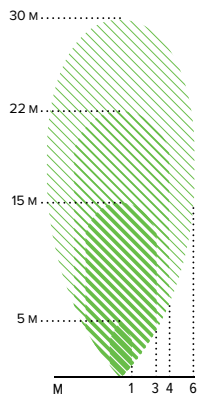
**Rating:** Multi-voltage 9 - 56VDC

**Output:** 8.5W

**Lamp Type:** White, 4 x 3W LEDs (5000 - 6500K)

**Certifications:** UL & CE certified

**Rated:** IP 66 Rated



90162

\*\* Also available with glass lens, part # 4700-1700.

NOTE: All beam patterns shown in Meters.

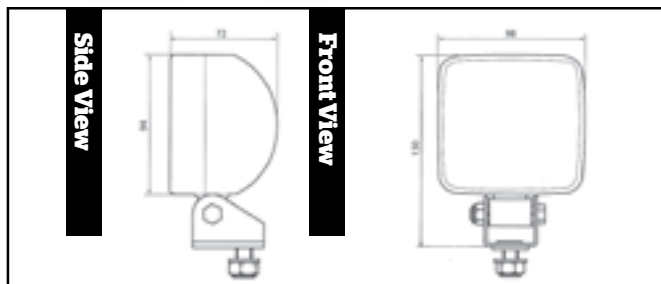
# LED

ABL Lights Group is leading the way with LED heavy duty work light products. Our products are designed to exceed the everyday demands in Construction, Mining, Forestry and Material Handling market segments through OEM and Distribution channels. To maximize the light output and the lifetime of ABL products, our products are designed to ensure the highest efficiency and durability in even the harshest operating conditions.

- Daylight Brightness Rated at 6000°K
- Thermal Management
- Low Power Consumption
- High Resistance to Vibration
- Multi Voltage
- Completely Sealed IP68

## ABL 500 LED Series Performance Specifications

IP Rating	IP68-IP69K
EMC	ISO 13766 – ISO 14982
Load Dump	0.1ms, 50 $\mu$ s 200V/1800V
Operating Temp	-40°C to +85°C
Weight	1.98 lbs
Connection	Integrated 2 pin DT connector with bare lead pigtail
Dimensions	3.86"W X 3.7"H X 2.83"D



## ABL 500 2000 LED

Raw / Effective Lumen output **2500/2000**

Input Voltage **10-130V**

Power Consumption **28W**

Vibration **15G**

Shock **60G**

2000-0002 Flood Glass lens **\$312.90**

2000-0006 Flood Plastic lens **\$327.60**

## ABL 500 1200 LED

Raw / Effective Lumen output **1400/1200**

Input Voltage **10-130V**

Power Consumption **20W**

Vibration **15G**

Shock **60G**

590-0051 Flood Glass lens **\$232.88**

590-0053 Flood Clear Plastic lens **\$243.00**

590-0055 Flood Amber Plastic lens **\$243.00**

## ABL 500 850 LED

Raw / Effective Lumen output **1000/850**

Input Voltage **10-36V**

Power Consumption **18W**

Vibration **10G**

Shock **50G**

590-0008 Flood Glass lens **\$186.30**

590-0006 Flood Clear Plastic lens **\$206.55**

590-0007 Flood Amber Plastic lens **\$248.48**





## ABL HID Performance Specifications

IP Rating: **IP 66**

Bulb: **Osram D1S Xenon**

Ballast: **Osram Gen 5 12 or 24 Volt 35 Watt**

Mounting: **Pedestal or Pendant**

Lens: **Hardened Glass**

Connection: **Integrated 2 pin DT connector with bare lead pigtail**



## ABL 500XEI XENON

Light Patterns	<b>Flood, Long Range, Trap</b>
Housing	<b>Fibre-reinforced Plastic</b>
Connection	<b>Integrated 2 Pin DT connector</b>
Dimensions	<b>4.09"W X 4.25"H X 5.9"D</b>
6700-12v Flood	<b>\$363.41</b>
6700-24v Flood	<b>\$363.41</b>
6701-12v Long Range	<b>\$363.41</b>
6701-24v Long Range	<b>\$363.41</b>
6702-12v Trap	<b>\$363.41</b>
6702-24v Trap	<b>\$363.41</b>
6700-Grill Grill cover	<b>\$6.71</b>



**ABL**  
lights group

## ABL 5660 XENON

Light Patterns	<b>Flood</b>
Housing	<b>PA6 Plastic</b>
Connection	<b>DT Wire Harness</b>
Dimensions	<b>5.5"W X 5.5"H X 7.7"D</b>
5660-12v Flood	<b>\$388.50</b>
5660-24v Flood	<b>\$388.50</b>



## ABL 700XEI XENON

Light Patterns	<b>Flood</b>
Housing	<b>Fibre-reinforced Plastic</b>
Connection	<b>Integrated 2 Pin DT connector</b>
Dimensions	<b>4.88"W X 5.4"H X 5.75"D</b>
HID730-12v Flood	<b>\$367.50</b>
HID730-24v Flood	<b>\$367.50</b>





## 730 HALOGEN WORKLIGHT

IP Rating	IP66
Bulb	12V/55W or 24V/70W
Lens	Hardened Glass
Dimensions	3.5" diameter

730-12V 12V 55W DT plug	\$34.15
-------------------------	---------

730-24V 24V 55W DT Plug	\$35.57
-------------------------	---------

### Replacement Bulbs

50340 12v 55W	\$3.27
---------------	--------

50350 24V 70W	\$5.33
---------------	--------

730-12V CATERPILLAR: 388-3782 730-24V CATERPILLAR: 325-4471, 339-3505



## 3830 SNOW PLOW LIGHT

IP Rating	IP65 with Gore-Tex membrane
Bulb	12 Volt 55/60W or 24 Volt 70/75W
Lens	Hardened Glass
Dimensions	9.45"W X 6.46"H X 5"D

3830-12V 12 Volt 55/60W	\$193.05 (Set)
-------------------------	----------------

3830-24V 24 Volt 70/75W	\$193.05 (Set)
-------------------------	----------------

### Replacement Bulbs

50440 12V 55/60W	\$7.02
------------------	--------

50450 24V 70/75W	\$7.86
------------------	--------



## ABL SNOW PLOW LIGHT

Bulb	12 Volt 60/55W or 24 Volt 75/70W
Lens	Glass
Dimensions	6.06"W X 8.18"H X 5.03"D

3005-12V 12 Volt Integrated Headlamp	\$63.29
--------------------------------------	---------

3005-24v 24 Volt Integrated Headlamp	\$67.13
--------------------------------------	---------

### Replacement Bulbs

50440 12V 55/60W	\$7.02
------------------	--------

50450 24V 70/75W	\$7.86
------------------	--------

ABL 3005-12V CATERPILLAR: 3E-7584, 3E-7585, 3E-9382, 212-9357, 212-9358, ABL 3005-24V CATERPILLAR: 3E-7586, 105-4849, 105-4850, 203-7626, 203-7625 HYUNDAI: 21LM-02200, 21LM-02210 KOMATSU: 1433407H91



## MARINE GRADE HALOGEN

IP Rating	IP 66 For DT, PG7 and compression seal
Bulb	12V/55W or 24V/70W
Lens	Hardened Glass
Dimensions	4.09 " W X 3.7" H X 3.26" D

M500 -12V	\$39.86
-----------	---------

M500-24V	\$40.87
----------	---------



## MARINE GRADE XENON

IP Rating	IP66
Bulb	Osram D1S Xenon
Lens	Hardened Glass, Bonded
Dimensions	4.09 "W X 4.25" H X 5.9" D

M6700-12V Flood 12 volt	\$396.90
-------------------------	----------

M6700-24V Flood 24 volt	\$396.90
-------------------------	----------

# HALOGEN



**500**  
5"H x 4 1/4"W  
x 3 1/2"D



**Amber 500**  
5"H x 4 1/4"W  
x 3 1/2"D



**1130**  
5"H x 6 1/4"W  
x 3 3/4"D



**1140R**  
3 3/4"H x 7 1/4"W x 3 3/4"D



**1500**  
6.102"H x 3.76"W  
x 3.465"D



**2500**  
6"H x 5 1/2"W x 4"D  
2505=6 3/4"H x 6"W  
x 4 1/2"D



**1140L**  
3 3/4"H x 7 1/4"W x 3 3/4"D

PART #	LAMP SIZE	BULB* PATTERN	BEAM	VOLTAGE	CURRENT	PRICE
500-12V	3X3	H-3	flood	12v 55w	4 amp	<b>\$25.11</b>
500-24V	3X3	H-3	flood	24v 70w	2.5 amp	<b>26.21</b>
500-36V	3X3	H-3	flood	36v 35w	1 amp	<b>26.42</b>
500-48V	3X3	H-3	flood	48v 35w	.7 amp	<b>26.42</b>
1130-12V	3X5	H-3	flood	12v 55w	4 amp	<b>22.49</b>
1130-24V	3X5	H-3	flood	24v 70w	2.5 amp	<b>23.49</b>
1140-12V LH	3X5	H-3	flood	12v 55w	4 amp	<b>25.02</b>
1140-12V RH	3X5	H-3	flood	12v 55w	4 amp	<b>25.02</b>
1500-12V ABL	3X5	H-3 dual	flood	12v 55w	8 amp	<b>37.80</b>
1500-24V ABL	3X5	H-3 dual	flood	24v 70w	8 amp	<b>40.28</b>
2500-12V FLOOD	5X5	H-3 HD	flood	12v 55w	4 amp	<b>23.45</b>
2502-12V SPOT	5X5	H-3 HD	spot	12v 55w	4 amp	<b>29.73</b>
2500-24V FLOOD	5X5	H-3 HD	flood	24v 65w	2.5 amp	<b>27.80</b>
2502-24V SPOT	5X5	H-3 HD	spot	24v 65w	2.5 amp	<b>32.21</b>
2505-12V HI/LOW	5X5	H-4	Hi/Low Driving Light	12v 60/55w	N/A	<b>55.24</b>
2505-24V HI/LOW	5X5	H-4	Hi/Low Driving Light	24v 75/70w	N/A	<b>60.28</b>
Amber 500-12V	3X3	H-3	flood	12v 55w	N/A	<b>34.43</b>
Amber 500-24V	3X3	H-3	flood	24v 70w	N/A	<b>37.18</b>

## OEM APPLICATION INTERCHANGE

### 500-12V

CATERPILLAR: 201-1422, 201-1423, 212-9347, 214-2968, 219-2969, 219-6482, 219-6483, 234-4327, 234-4328, 234-4329, 234-7727, 234-7729, 234-4328, 240-0101, 240-0102, 290-5760  
CASE: 843600207, 84236850, 87529384, 87584890, 84299527  
HYUNDAI: 21M9-42000, 21U2-10510  
TIGERCAT: AF044, AF106  
VOLVO: 11039856

### 500-24V

CATERPILLAR: 219-6485, 219-6486, 219-6487, 219-6488, 225-5075, 234-4323, 234-4324, 234-4325, 234-4326, 254-8155, 272-6641, 315-1251, 346-9593, 353-2833, 353-2834  
CASE: 84479126, 87555142  
HYUNDAI: 21LH-51200, 21LM-03500, 21QM-60700  
KOMATSU: 24V65  
TIGERCAT: AF051, AF106  
VOLVO: 11039846, 11039855

### ABL 1130-12V

CATERPILLAR: 9Z-7324, 105-8070, 205-9976, 242-3520, 242-3522  
CASE: 9703036, 73158750, 87317577, 87388518, 87435762, 87435763, 87435764, 87435765, 87435766, 87435767, 87558381, 87658393, 87658615, 178345A1, 1987328C2, 239758A1, 308604A1, 327300A1, 335942A1, 344649A1, 398846A3, 398847A3, 430504A1, 430505A1, 430506A1, 432446A1, 92269C1, BN324749, BN66131  
JOHN DEERE: RE48989, RE51076, RE61164, RE61165, RE61201

### ABL 1130-24V

CATERPILLAR: 112-9378, 117-3468, 135-5549, 164-5499, 242-3514, 242-3517, 242-3518, 242-3519  
JOHN DEERE: AT152017

### ABL 1140-12V LH

CASE: 87388516, 87435768, 87435769, 275334A1, 1983300C1, 275333A1, 87388517, 92265C2, 92266C2, 1983301C1  
JOHN DEERE: AT163950, AT145797, AM108132, RE48985

### ABL 1140-12V RH

CASE: 87388517, 87435770, 87435771, 1983301C1, 275333A1, 92266C2  
JOHN DEERE: AT163948, AT145798, AM108133, RE48986

### ABL 1500-12V

CASE: 431025A1, 84380267, 87615233, 847380267  
ABL 1500-24V  
CAT: 223-9664

### ABL 2500-12V

CATERPILLAR: 140-2719, 151-2457, 9X-6853, 9X-7779, 9X-8179, 9X-8180, 9X-9484  
CASE: 9703379, 9703380  
HYUNDAI: 21M8-01300  
JOHN DEERE: AT135485, AT135486, AH145563  
KOMATSU: 1259012H92  
TIGERCAT: AF010

### ABL 2500-24V

CATERPILLAR: 133-3035, 133-3037, 171-7214, 172-9973, 176-0780, 2T-3738, 2T-3739, 6V-1108, 6V-1119, 9X1439, 9X1440, 9X1443, 9X1444, 9X4381, 9X6774, 9X6775, 9X6874, 9X7164, 9X7165, 9X7166, 9X7169, 9X7170, 9X9600  
CASE: 76036468, 76040180  
HYUNDAI: 21N6-20211  
JOHN DEERE: AT14786, AT209902  
KOMATSU: 1259011H92, 1436115H91  
KAWASAKI: ZZ4667, ZZ4668, 44890-70140-7  
TIGERCAT: AF065, AF107

### ABL 2502-24V

KOMATSU: PB6469

### ABL 2505-12V

CASE: 359607A1, 359608A1  
JOHN DEERE: AH148772

### ABL 2505-24V

CASE: 76036076  
HYUNDAI: 21LB-20110  
JOHN DEERE: AT207542A, 906-0625

### ABL 6700-12V

CATERPILLAR: 290-7525, 290-7526, 319-7377, 319-7378  
JOHN DEERE: RE247298

### ABL 6700-24V

CATERPILLAR: 269-4800, 289-3820, 319-7379, 319-7380  
TIGERCAT: AF121

### ABL 6701-24V

CATERPILLAR: 286-3077, 319-7381, 319-7382  
HYUNDAI: 21LM-01110, 21LM-01120  
VOLVO: 12763799

### ABL 6702-12V

JOHN DEERE: RE259653

### ABL 6702-24V

CATERPILLAR: 289-3828, 319-7382, 340-1780  
TIGERCAT: AF120

### ABL 6700-GRILL

CATERPILLAR: 280-7895  
JOHN DEERE: RE259031



## HOW HID LIGHTS WORK

High Intensity Discharge lighting provides unmatched lighting performance, greatly extended life and resistance to shock and vibration. With an extended service life, HID Lighting offers 8-10 times the life of today's conventional halogen lamps.

### No Filament To Break

HID Lighting is designed and constructed to provide superior shock and vibration resistance. Since HID bulbs have no filaments, breakage from shock and vibration is eliminated. This feature makes HID perfect for rugged off-road applications.

Halogen lamps produce approximately 25 lumens per watt. HID provides 100 lumens per watt - that's 4 times the light at less power! Plus, the entire illuminated area is not only brighter, but is larger as well. HID develops daylight color impression, so items are more visible and easier to recognize.



## JW SPEAKER

### 4 times the light; 10 times the life!

HID Delivers:

- Safer night working conditions
- 4-5 times more light than Halogen at less energy used
- Lamp life extended by 10 times
- Daylight color impression
- Shock and vibration resistant
- Instant start-up after switch-on
- Dimensions: 6.15"W x 8"H (bottom of bracket) x 6.41" deep
- 1 year warranty



### REPLACEMENT PARTS FOR JW SPEAKER LAMPS HID BALLASTS

3152411	12v ballast	\$148.68
3152421	24v ballast	153.00



### HID SEALED BEAMS

3150811	trap	\$147.35
3150821	spot	147.35
3150831	flood	147.35



3150821 = Gradall 8099-4025

Attention: Cutting off plug will void warranty. If you need the mating plug, purchase part number 14.592.  
**14.592 ..... \$4.76**

### HID LIGHTING SYSTEM 35 WATT, 12 VOLT

1703121	flood	\$560.22
1703131	trap	560.22
1703141	spot	560.22

1703141 = Gradall 8099-3161

### HID LIGHTING SYSTEM 35 WATT, 24 VOLT

1703151	flood	\$600.30
1703171	trap	600.30
1703161	spot	600.30

1703171 = Euclid 12632335



A powerful machine requires powerful lights. The success of Nordic Lights products is based on their durability. This is the number one criterion for our customers. Hence, our slogan "Lights for Heavy Duty".

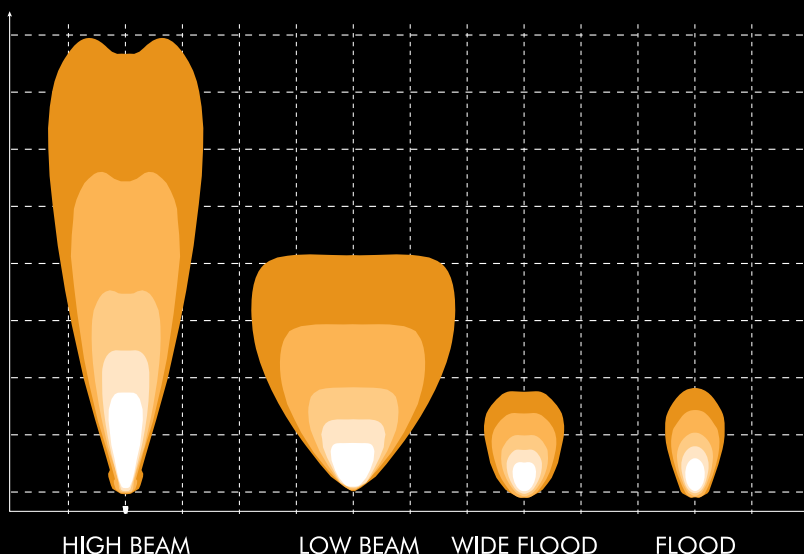
The Nordic Lights work lights are used in the most difficult and demanding working environments around the Globe. The use of Nordic Lights products ensures that darkness, vibration, shock, dust and humidity will not affect visibility when the results of your work and your safety depend on effective lighting.

Nordic Lights is a company based in Finland which designs and manufactures LED, HID and Halogen work lights for the heavy duty on-road and off-road industry as well as innovative Xenon driving lights. We remain a pioneer in supplying light technology to heavy duty equipment.



Nordic Lights Factory Light Laboratory

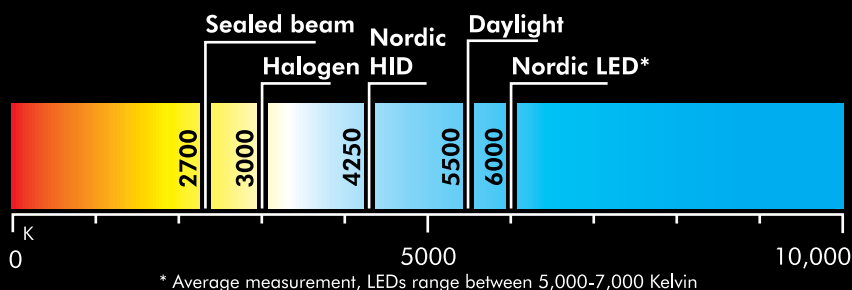
## Light Patterns



Whatever Your lighting requirements, Nordic Lights can supply the work light to suit Your application. Through our engineering expertise in lens and reflector technology Nordic Lights offers a range of light patterns to satisfy your needs.

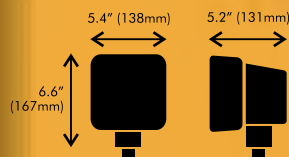
## Light Source Comparison

Color temperature in Kelvin

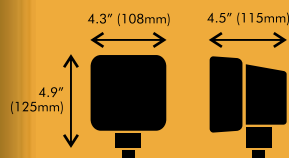


<b>Lux</b>	1 lux equals 1 lumen per square meter
<b>Lumen</b>	A measurement of the power of light perceived by the human eye. The total light output in every direction, indicates how much a area is lit up.
<b>Kelvin</b>	The colour temperature of light is measured in Kelvin as the colour ranges from red through yellow and white to blue.
<b>Candela</b>	The light output in one given direction at the source of the light.

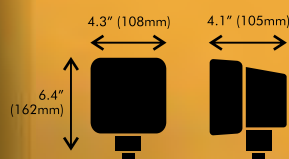
## N460 LED



## N46 LED



## N44 LED HD



Operating Lumens Output :	2600lm
Nominal Voltage DC :	24V
Power Consumption :	60W
Nominal Current at 24V :	2.5A
Mount :	Single Bolt M10
Shock :	60G
Vibration :	20Grms 24-2000Hz
Lens :	PC
Body :	Aluminium
Weight :	6.4lbs
IP Rating :	IP68 , IP6K9K
Salt Mist :	ISO 9227 240H
EMC :	ISO 13766, ISO 14982, ISO 7637-2
Operating Temperature :	-40°F ... +185°F (Overheat protected)
<b>PART # VOLTAGE BEAM CONNECTION PRICE</b>	
986-008U 24V HighBeam BlfInDeutsch	\$566.42
986-007U 24V LowBeam BlfInDeutsch	\$556.42
986-005U 24V WideFlood BlfInDeutsch	\$556.42
986-006U 24V Flood BlfInDeutsch	\$556.42



Long lifetime.



Low maintenance.



Waterproof.



Heavy Duty construction.



Reverse Voltage Protected.



EMC.

Operating Lumens Output :	3300lm
Nominal Voltage DC :	12-24V
Power Consumption :	50W
Nominal Current :	12V : 4.2A ; 24V : 2.1 A
Mount :	Single Bolt M10
Shock :	60G
Vibration :	15.3Grms 24-2000Hz
Lens :	PC
Body :	Aluminium
Weight :	3.3lbs
IP Rating :	IP68 , IP6K9K
Salt Mist :	ISO 9227 240H
EMC :	ISO 13766, ISO 14982, ISO 7637-2
Operating Temperature :	-40°F ... +185°F (Overheat protected)
<b>PART # VOLTAGE BEAM CONNECTION PRICE</b>	
984-108U 12-24V HighBeam BlfInDeutsch	\$581.23
984-107U 12-24V LowBeam BlfInDeutsch	\$581.23
984-105U 12-24V WideFlood BlfInDeutsch	\$581.23
984-106U 12-24V Flood BlfInDeutsch	\$581.23



Long lifetime.



Low maintenance.



Waterproof.



Heavy Duty construction.



Reverse Voltage Protected.



EMC.

Operating Lumens Output :	1700lm
Nominal Voltage DC :	12-24V
Power Consumption :	40W
Nominal Current :	12V : 3.3A ; 24V : 1.7A
Mount :	Single Bolt M10
Shock :	60G
Vibration :	20Grms 24-2000Hz
Lens :	PC
Body :	Aluminium
Weight :	3.5lbs
IP Rating :	IP68
Salt Mist :	ISO 9227 240H
EMC :	ISO 13766, ISO 14982, ISO 7637-2
Operating Temperature :	-40°F ... +185°F (Overheat protected)
<b>PART # VOLTAGE BEAM CONNECTION PRICE</b>	
984-012U 12-24V HighBeam BlfInDeutsch	\$426.09
984-011U 12-24V LowBeam BlfInDeutsch	\$426.09
984-009U 12-24V WideFlood BlfInDeutsch	\$426.09
984-010U 12-24V Flood BlfInDeutsch	\$426.09



Long lifetime.



Low maintenance.



Waterproof.



Heavy Duty construction.



Reverse Voltage Protected.



EMC.



Long lifetime.



Low maintenance.



Waterproof.



Heavy Duty construction.



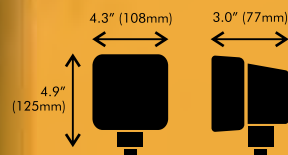
Reverse Voltage Protected.



EMC.

Operating Lumens Output :	1000lm			
Nominal Voltage DC :	12-24V			
Power Consumption :	25W			
Nominal Current :	12V : 2.0A ; 24V : 1.0A			
Mount :	Single Bolt M10			
Shock :	60G			
Vibration :	15.3Grms 24-2000Hz			
Lens :	PC			
Body :	Aluminium			
Weight :	3.5lbs			
IP Rating :	IP68, IP6K9K, SAE J1455			
Salt Mist :	ISO 9227 240H			
EMC :	ISO 13766, ISO 14982, ISO 7637-2, CISPR 25 cl3			
Operating Temperature :	-40°F ... +185°F (Overheat protected)			
PART #	VOLTAGE	BEAM	CONNECTION	PRICE
984-208U	12-24V	HighBeam	BlfInDeutsch	\$300.30
984-207U	12-24V	LowBeam	BlfInDeutsch	\$300.30
984-205U	12-24V	WideFlood	BlfInDeutsch	\$300.30
984-206U	12-24V	Flood	BlfInDeutsch	\$300.30

## N42 LED



Long lifetime.



Low maintenance.



Waterproof.



Heavy Duty construction.



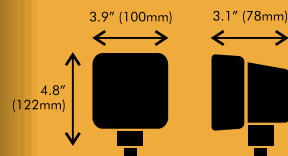
Reverse Voltage Protected.



EMC.

Operating Lumens Output :	750lm			
Nominal Voltage DC :	12-80V			
Power Consumption :	17W			
Nominal Current : 12V : 1.5A ; 24V : 0.7A ; 48V : 0.35A ; 80V : 0.22A				
Mount :	Single Bolt M10			
Shock :	60G			
Vibration :	8Grms 24-2000Hz			
Lens :	PC			
Body :	Aluminium			
Weight :	2.2lbs			
IP Rating :	IP68			
Salt Mist :	ISO 9227 240H			
EMC :	ISO 13766, ISO 14982, ISO 7637-2, EN 12895			
Operating Temperature :	-40°F ... +185°F (Overheat protected)			
PART #	VOLTAGE	BEAM	CONNECTION	PRICE
981-019U	12-80V	WideFlood	BlfInDeutsch	\$262.82
981-034U	12-80V	Flood	BlfInDeutsch	\$262.82

## N25 LED X



Long lifetime.



Low maintenance.



Waterproof.



Heavy Duty construction.



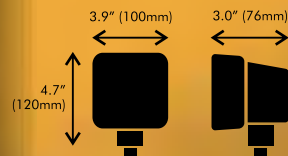
Reverse Voltage Protected.



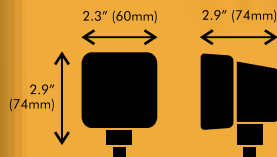
EMC.

Operating Lumens Output :	570lm			
Nominal Voltage DC :	12-24V			
Power Consumption :	17W			
Nominal Current :	12V : 1.4A ; 24V : 0.7A			
Mount :	Single Bolt M10			
Shock :	60G			
Vibration :	8Grms 24-2000Hz			
Lens :	PC			
Body :	Aluminium			
Weight :	1.8lbs			
IP Rating :	IP68			
Salt Mist :	ISO 9227 240H			
EMC :	ISO 13766, ISO 14982, ISO 7637-2, EN 12895			
Operating Temperature :	-40°F ... +185°F (Overheat protected)			
PART #	VOLTAGE	BEAM	CONNECTION	PRICE
981-110U	12-24V	HighBeam	BlfInDeutsch	\$183.68
981-108U	12-24V	WideFlood	BlfInDeutsch	\$183.68
981-109U	12-24V	Flood	BlfInDeutsch	\$183.68

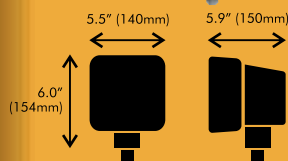
## N24 LED



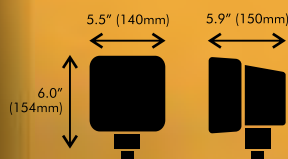
## N10 LED



## N400 HID BOOSTER



## N400 HID



Operating Lumens Output :	300lm			
Nominal Voltage DC :	12-48V			
Power Consumption :	6W			
Nominal Current :	12V : 0.5A ; 24V : 0.25A ; 48V : 0.13A			
Mount :	Single Bolt M10			
Shock :	60G			
Vibration :	HD 15.3Grms 24-2000Hz			
Lens :	PC			
Body :	Aluminium			
Weight :	0.9lbs			
IP Rating :	IP68			
Salt Mist :	ISO 9227 240H			
EMC :	ISO 13766, ISO 14982, ISO 7637-2, EN 12895			
Operating Temperature :	-40°F ... +185°F (Overheat protected)			
PART #	VOLTAGE	BEAM	CONNECTION	PRICE
980-006U	12-48V	WideFlood	BlInDeutsch	\$117.00
980-005U	12-48V	Flood	BlInDeutsch	\$117.00
980-009U	12-48V	HD WideFlood	BlInDeutsch	\$117.00
980-010U	12-48V	HD Flood	BlInDeutsch	\$117.00



Long lifetime.



Low maintenance.



Waterproof.



Heavy Duty construction.



Reverse Voltage Protected.



EMC.

Operating Lumens Output :	3500lm			
Nominal Voltage DC :	12 or 24V			
Bulb :	35W D1S			
Nominal Current :	12V : 4.1A ; 24V : 2.0A			
Mount :	Single Bolt M10			
Shock :	50G			
Vibration :	15.3Grms 24-2000Hz			
Lens :	Hardened Glass			
Body :	Glass Fibre Reinforced Polyamide			
Weight :	3.1lbs			
IP Rating :	IP68			
Salt Mist :	ISO 9227 240H			
EMC :	ISO 13766			
Operating Temperature :	-40°F ... +185°F			
PART #	VOLTAGE	BEAM	CONNECTION	PRICE
994-032U	12V	WideFlood	3 pce Deutsch	\$465.81
994-033U	12V	Flood	3 pce Deutsch	\$465.81
994-262U	24V	WideFlood	3 pce Deutsch	\$465.81
994-263U	24V	Flood	3 pce Deutsch	\$465.81



High Light Output.



Gore™ membrane vent installed.



Different versions for mounting on any required axes.



Interchangeable Light Unit.



Waterproof.



Extreme Heavy Duty Dampening, anti-vibration up to 20G & shock resistance up to 60G.

Operating Lumens Output :	2500lm			
Nominal Voltage DC :	12 or 24V			
Bulb :	35W D1S			
Nominal Current :	12V : 3.0A ; 24V : 1.5A			
Mount :	Single Bolt M10			
Shock :	50G			
Vibration :	15.3Grms 24-2000Hz			
Lens :	Hardened Glass			
Body :	Glass Fibre Reinforced Polyamide			
Weight :	3.1lbs			
IP Rating :	IP68			
Salt Mist :	ISO 9227 240H			
EMC :	ISO 13766			
Operating Temperature :	-40°F ... +185°F			
PART #	VOLTAGE	BEAM	CONNECTION	PRICE
994-002	12V	HighBeam	3pce Deutsch	\$396.65
994-001	12V	LowBeam	3pce Deutsch	\$396.65
994-003	12V	WideFlood	3 pce Deutsch	\$396.65
994-004	12V	Flood	3 pce Deutsch	\$396.65
994-202	24V	HighBeam	3pce Deutsch	\$396.65
994-201	24V	LowBeam	3pce Deutsch	\$396.65
994-203	24V	WideFlood	3 pce Deutsch	\$396.65
994-204	24V	Flood	3 pce Deutsch	\$396.65



High Light Output.



Gore™ membrane vent installed.



Different versions for mounting on any required axes.



Interchangeable Light Unit.



Waterproof.



Extreme Heavy Duty Dampening, anti-vibration up to 20G & shock resistance up to 60G.





High Light Output.



Gore™ membrane vent installed.



Different versions for mounting on any required axes.



Interchangeable Light Unit.



Waterproof.



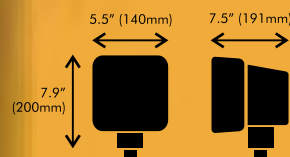
Extreme Heavy Duty Dampening, anti-vibration up to 20G & shock resistance up to 60G.

Operating Lumens Output :	2500lm			
Nominal Voltage DC :	24V			
Bulb :	35W D1S			
Nominal Current :	12V : 3.4A ; 24V : 1.7A			
Mount :	Single Bolt M10			
Shock :	50G			
Vibration :	20Grms 24-2000Hz			
Lens :	Hardened Glass			
Body :	Aluminium			
Weight :	5.3lbs			
IP Rating :	IP68			
Salt Mist :	ISO 9227 240H			
EMC :	ISO 13766			
Operating Temperature :	-40°F ... +185°F			
PART #	VOLTAGE	BEAM	CONNECTION	PRICE
991-202	24V	HighBeam	BlInDeutsch	\$749.99
991-201	24V	LowBeam	BlInDeutsch	\$749.99
991-203	24V	WideFlood	BlInDeutsch	\$749.99
991-204	24V	Flood	BlInDeutsch	\$749.99

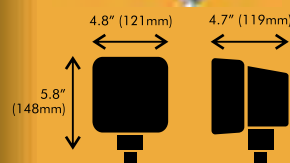
Operating Lumens Output :	3500lm			
Nominal Voltage DC :	12 or 24V			
Bulb :	35W D1S			
Nominal Current :	12V : 4.1A ; 24V : 2.0A			
Mount :	Single Bolt M10			
Shock :	50G			
Vibration :	15.3Grms 24-2000Hz			
Lens :	Hardened Glass			
Body :	Aluminium			
Weight :	2.6lbs			
IP Rating :	IP68			
Salt Mist :	ISO 9227 240H			
EMC :	ISO 13766			
Operating Temperature :	-40°F ... +185°F			
PART #	VOLTAGE	BEAM	CONNECTION	PRICE
990-110U	12V	HighBeam	3 pce Deutsch	\$467.30
990-111U	24V	HighBeam	3 pce Deutsch	\$467.30
990-105U	12V	LowBeam	3 pce Deutsch	\$467.30
990-108U	24V	LowBeam	3 pce Deutsch	\$467.30
990-103U	12V	WideFlood	3 pce Deutsch	\$467.30
990-106U	24V	WideFlood	3 pce Deutsch	\$467.30
990-104U	12V	Flood	3 pce Deutsch	\$467.30
990-107U	24V	Flood	3 pce Deutsch	\$467.30

Operating Lumens Output :	2500lm			
Nominal Voltage DC :	12 or 24V			
Bulb :	35W D1S			
Nominal Current :	12V : 3.0A ; 24V : 1.5A			
Mount :	Single Bolt M10			
Shock :	50G			
Vibration :	15.3Grms 24-2000Hz			
Lens :	Hardened Glass			
Body :	Aluminium			
Weight :	2.4lbs			
IP Rating :	Ip68			
Salt Mist :	ISO 9227 240H			
EMC :	ISO 13766			
Operating Temperature :	-40°F ... +185°F			
PART #	VOLTAGE	BEAM	CONNECTION	PRICE
990-102U	12V	HighBeam	3 pce Deutsch	\$378.74
990-015U	24V	HighBeam	3 pce Deutsch	\$378.74
990-100U	12V	LowBeam	3 pce Deutsch	\$378.74
990-101U	24V	LowBeam	3 pce Deutsch	\$378.74
990-008U	12V	WideFlood	3 pce Deutsch	\$378.74
990-007U	24V	WideFlood	3 pce Deutsch	\$378.74
990-029U	12V	Flood	3 pce Deutsch	\$378.74
990-009U	24V	Flood	3 pce Deutsch	\$378.74

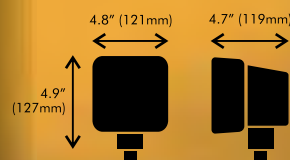
## N200 HID



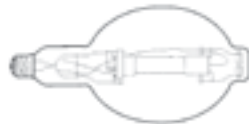
## N45 HID BOOSTER HD



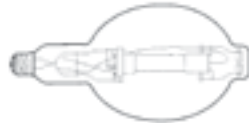
## N45 HID



## METAL HALIDE LIGHTS / LIGHT FIXTURE REPLACEMENT BULBS



15"L X 7"Diameter



15"L X 7"Diameter



11 1/4"L X 4 1/2"Diameter



11 1/2"L X 4 3/4"Diameter



8 5/16"L X 3 1/2"Diameter

### MH1000/U ..... \$37.23

1000 Watt Metal Halide Bulb Mog Base, Clear, BT56. The most commonly used bulb in portable light towers as below:

Allmand Bros. 310006, Amida Light Towers 160071, Coleman Light Towers ERD-143, Ingersoll-Rand 36847747, Magnum 14217, MultiQuip M1000U, Wacker 87466 single bulb, 87467 six pack, Wanco 100102-001, Winco 96941-1 Original number 96941-2, Replacement number, Grainger 2V-659

### MH1500/BU ..... \$49.88

1500 Watt Metal Halide Bulb Mog Base, Clear, BT56

### BT-37 ..... \$45.63

1000 Watt Reduced Jacket Metal Halide Bulb Mog Base, Clear, BT-37

Allmand Bros. 610211, Genie 80101, Wacker 0160191, Grainger 3JK41

### MH400/U ..... \$21.65

400 Watt Metal Halide Bulbs Mog Base, Clear, ED37

### MH250/U ..... \$19.83

250 Watt Metal Halide Bulbs Mog Base, Clear, ED28

## IMPORT LIGHT TOWER BULBS

Announcing a new source on light tower bulbs! We can now provide you with import bulbs from China. We will still offer our MADE IN THE USA Sylvania/Osram.



15"L X 7"Diameter



11 1/4"L X 4 1/2"Diameter

### IMPORTMH1000/U ..... \$29.99

1000 Watt Metal Halide Bulb Mog Base, Clear, BT56

### IMPORTBT37 ..... \$27.59

1000 Watt Reduced Jacket Metal Halide Bulb Mog Base, Clear, BT-37

Allmand Bros. 610211, Genie 80101, Wacker 0160191, Grainger 3JK41

## QUARTZ REPLACEMENT BULBS T3 Bulbs (ceramic end style)



PART #	DESCRIPTION	PRICE
150W	130v, 4 3/4"	\$5.36
1500W	240v, 10"	10.32
300W	130v, 4 3/4"	2.99
500W	130v, 4 3/4"	2.99

Amida #160650 - 500W Quartz

## THE NIGHTSTICK™ NSR-2492 SERIES LED WORKLIGHT

Flashlight ▪ Floodlight ▪ Dual-light task lights are designed specifically for automotive and marine maintenance and repair professionals. Use the flashlight to spot the problem then use the floodlight to drench the work area in light. The bright orange housing ensures the 2400 won't get lost under the hood or in the engine compartment and the internal NiMH battery runs a long time and charges fast.

### Features

- Flashlight, Floodlight and Dual-light
- Bright white LEDs - 35,000 hour life
- Compact size - Light weight
- Impact and chemical resistant
- Removable hanger-hook and magnet for maximum utility
- Internal rechargeable high quality NiMH battery
- Long run-time per charge
- Home and car chargers included
- 1 year warranty

**NSR-2492 .....\$56.25**



## MARINCO

### Deluxe Power Plug

- LED Indicator Light
- Moisture Proof Sealing Ring
- Strain Relief
- Internal 10A Fuse



**12VPG .....12v.....\$14.94**

### Deluxe Power Receptacle

- Corrosion Resistant Marine Grade Construction
- Easy to Install & Wire
- Watertight Sealing Cap



**12VRC ..... 12v .....\$16.23**

## BAYCO FLOURESCENT LIGHTS



**SL-676 .....\$34.86**

- Meets OSHA requirements
- On/Off Switch
- 13 Watt 10,000 hour rated bulb
- 110 VAC Operation
- 25' Cord
- Clear lens on end of cap



**SL-975 .....\$51.59**

- On/Off Switch
- 26 Watt (two 13W) 10,000 hour rated bulb
- 110 VAC Operation
- 25' Cord



**SL-512 .....\$26.67**

- 13 Watt 10,000 hour rated bulb
- 12v DC Operation
- 20' Cord w/cigarette lighter plug

**Replacement bulbs for Bayco Lights above:** SL-103 13W (SL-676 & SL-975 [two required]) ..... \$5.12  
SL-213 13W 12V (SL-512)..... \$4.80

## BAYCO 500 WATT QUARTZ LIGHTING



**SL-1003 .....\$34.05**

- Sure grip "U" handle
- Built to last
- 30% larger frame for toughness
- Wider base for stability
- Weatherproof On/Off switch
- Bulb storage plus spare bulb
- Non-slip, non-scratch base
- Five foot cord

**SL-1006 ..... \$104.51**

- Lights mounted on tripod
- Telescopes up to 8 feet
- The tallest, toughest stand you can get
- A portable work light for job site flexibility
- Two 500 Watt lamps which are removable from the pole of the tripod and can be used on their own independent frame
- Six foot cord



## MULTI COLORED LED ROTATOR

Federal Signal's new SLR beacon combines traditional rotating technology and LEDs in one package to bring a one of a kind solution to the market. Utilizing Federal Signal's patented Solaris reflector technology, the SLR beacon provides superior rotating LED warning to work zones. Built to meet the demands of the tough work environments you face everyday—the SLR beacon is the driving force of rotating technology.

Number of LEDs (12) high-powered multi-colored LEDs (Amber, Blue, Clear and Red)  
Revolutions Per Minute (RPM): 75/90/120  
Certifications: SAE Class 2, Amber, Clear, Red and Blue Class 1  
Mounting: Permanent/1-inch Pipe Mount  
Dimensions: 7.1 in. height, 5.8 in. diameter  
Voltage: 12/24  
Current Draw: 1.8-2.0 Amps  
Warranty: 5-year warranty on LED components



Available  
November - December

282650-Multi ..... \$645.95

## DON'T DRILL HOLES IN YOUR CAB ROOF WHEN MOUNTING YOUR MINI-STROBE LIGHTS!!!

The ACARI patent pending design reaches inside the cab roof through the center High Brake Light opening and clamps tight to form a rigid, rugged platform without drilling holes or marring the vehicle finish. The ACARI RTM platform is manufactured from 6063 aluminum alloy with a durable clear anodized finish, high impact ABS polymer endcaps and T25 tamper resistant fasteners. The RTM platform is available in lengths of 24" and is designed to fit: Ford F-150, Ford Super-Duty, GM Sierra and Chevy Silverado. Mountable work space area of 22" X 10-1/4" inches deep for your accessories. 30" and 36" models available later this year.

### SAVES TIME:

Pre-assemble with beacons, GPS, work lights, antennas, and other rooftop devices.

### SAVES DRILLING:

No need to drop head-liner and eliminates lease penalty for drill holes.

### SAVES MONEY:

Installs in three easy steps reducing shop time, errors, damages, etc.



RTM-100GM 24" GM/CHEVORLET FULL-SIZE PICKUP 2007-2011 .....	\$347.40
RTM-100F150 24" FORD F-150 PICKUP 2007-2011 .....	\$347.40
RTM-100SD 24" FORD SUPER DUTY PICKUP 2007-2011 .....	\$347.40



## Mid-Size Light Bar



**6002H.....\$548.66**

Amber, 12v operation, 8 amp current draw, 800 flashes per minute, powder painted extruded aluminum base, two rotators using H-1 55W halogen bulbs. AAMVA certified to meet SAE requirements. 1 year warranty  
Dimensions: 4 7/8" H x 38" L x 1 1/4" W

Optional Mounting Kit - For non-flat mount, use the Hook-on/Permanent Mounting Kit

**LPKITH.....\$76.14**

## Full Size Light Bar



**6004H.....\$666.81**

Amber, 12v operation, 16 amp current draw, 1200 flashes per minute, powder painted extruded aluminum base, four rotators using H-1 55W halogen bulbs. AAMVA certified to meet SAE requirements. 1 year warranty  
Dimensions: 4 7/8" H x 47" L x 1 1/4" W

Optional Mounting Kit - For non-flat mount, use the Hook-on/Permanent Mounting Kit

**LPKITH.....\$76.14**

## STAR 48" WARNING BARS



9400HS Shown

Dimensions for 9400 Series: 5" high x 11" wide x 48" long



**9400H.....\$374.21**

2 Halogen rotators  
2 v-shaped mirrors  
2 wall style mirrors



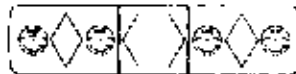
**9400HS.....\$521.93**

2 Halogen rotators  
2 360° strobes  
2 diamond-shaped mirrors  
2 v-shaped mirrors



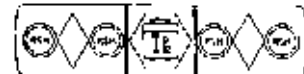
**9400S.....\$482.54**

2 360° strobes  
2 v-shaped mirrors  
2 wall style mirrors



**9404H.....\$443.15**

4 Halogen rotators  
2 diamond-shaped mirrors  
2 v-shaped mirrors



**9404S.....\$552.45**

4 360° strobes  
2 diamond-shaped mirrors  
2 v-shaped mirrors

\*4200FT is replacement strobe tube sold and R5012 is replacement halogen bulb shown on page 36.

## SERVICEMATE™ MINI LIGHT BAR

### SM4200 Mini-Bars

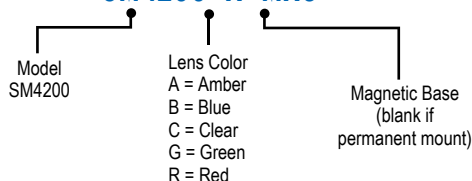
#### Two 15 Joules Power per Double Flash

Two 11.25 Joule 1.5 million candle power strobes  
Available in Permanent or Magnetic mount  
128 double flashes per minute  
12 or 24 volt DC operation  
4 1/2" H x 7 1/4" D x 16" W  
1 year warranty



Ordering Instructions  
Specify model, lens style and  
lens color as indicated:

### SM4200 A MAG



#### PERMANENT MOUNT

**SM4200.....\$207.48 (1-5 Units)**

**SM4200CA.....\$218.85**

#### MAGNETIC MOUNT

**SM4200-MAG.....\$228.65 (1-5 Units)**

Please specify color when ordering.

**SM4200C/A-MAG.....\$243.93**

#### REPLACEMENT PARTS

**DO4200 Outer Dome for SM4200.....\$39.78**

**DI4200 Inner Dome for SM4200.....\$15.02**

**4200PS Power Supply for SM4200.....\$97.91**

**4200FT Flash Tube for SM4200.....\$57.44**


\*NOTE: The use of any magnetic warning beacons or strobe lights on the outside of a moving vehicle is not recommended and is at the sole discretion and risk of the user.

## 9100LED STAR CONTOUR™ M-TECH LED MINI-BAR

Star Contour™ is made to "contour-fit" to the roof of your pick-up truck or vehicle

### Specifications and Features:

- Extremely low profile!
- Full 360° class I LED light output
- Super bright M-Tech® LED technology provides superior warning light image
- Conformal coated circuitry protects against shock and vibration
- 20 Customer selectable flash patterns
- Dimensions: 3"H x 16 1/2"L x 8 3/8"D
- Voltage: 12V - 24V DC
- Amp Draw: 2.3 amps (max)
- Dome Colors: Stock Amber & Clear. Special order Red, Blue and Green
- Approvals: SAE J845 Class I (Amber, White and Blue)



9100LEDA Permanent mount.....\$304.50  
9100LEDV-A Vacuum mount.....\$365.40

9100LEDC Permanent mount.....\$304.50  
9100LEDV-C Vacuum mount.....\$365.40

## SERVICEMATE 4200 SERIES LED MINI STROBE BAR

### Specifications:

High/Low Intensity – Manual or Automatic- 12 Customer selectable flash patterns  
Dimensions: 4-1/2" H x 16-1/8" W x 7-1/4" D (less magnets)  
Voltage: Permanent mount: 12V – 24V DC, Magnetic mount: 12V DC only  
Amp Draw: 1.2 Amps @ 12V DC, 0.6 Amps @ 24V DC  
Dome Colors: Amber, Blue, Clear, Green, Red, Magenta  
Approvals: SAE Class I, California Title 13 (Amber)



SM4200LEDC/A.....\$339.99  
SM4200LEDC/A-VMAG.....\$394.65  
SM4200LEDA.....\$339.99

SM4200LEDA-VMAG.....\$394.65  
SM4200LEDC.....\$339.99  
SM4200LEDC-VMAG.....\$394.65

## ECCO REFLEX SAE CLASS II 15" LED MINIBAR

Reflex LED minibars provide a compact yet powerful warning solution. Featuring 12-24 VDC operation, the Reflex uses high intensity LEDs and reflective technology to maximize light output.

- Eight LED reflector modules, each comprising 3 LEDs to provide high intensity light output
- Compact, low profile minibar
- Polycarbonate base and low profile lens
- Available in clear dome, amber illumination or amber dome
- Low amp draw (3.5 amps) and a long, maintenance-free service life
- SAE J845 Class II, CE, e
- Temperature Range: -22 F to +122 F (-30 C to +50 C)
- Available in permanent mount and Vacuum mount
- Warranty: 3 years



5580CA Clear outer dome/  
Amber LEDs Perm Mount.....\$255.36  
5580CA-VM Clear outer dome/  
Amber LEDs Vacuum Mount.....\$291.53  
5580A Amber outer Dome/  
Amber LEDs Perm Mount.....\$255.36  
5580A-VM Amber outer Dome/  
Amber LEDs Vacuum Mount.....\$291.53

## HIGH IMPACT LOW PROFILE LED MINI-BAR



MMBSLEDFL-C/A Permanent Mount.....\$266.18  
MMBSLEDFLM-C/A Magnetic Mount.....\$291.78

- 80 high impact led's
- 360 degree visibility
- Clear outer dome, Amber LED's
- Flash: cycles thru 3 patterns 12 & 24 volt operation
- Amp Draw: 1.4A
- Available in Permanent or Magnetic Mounts
- Dimensions: 2.75 H X 17.25 W X 9.5 D
- 5 year warranty
- Class II

## TABLE 2 / SHOWME LED MINI BAR

### Permanent Models

11.1200.A00	Amber.....	\$398.97
11.1200.B00	Blue.....	\$501.98
11.1200.R00	Red.....	\$398.97
11.1200.RB0	Red/Blue.....	\$450.48

### Magnetic Models

11.1200.A08	Amber.....	\$440.21
11.1200.B08	Blue.....	\$526.70
11.1200.R08	Red.....	\$440.21
11.1200.RB8	Red/Blue.....	\$483.50



Specifications: 12 Volt / 1.8A - 3.7A max


Dimensions:

2 1/4" H x 17 1/4" W x 9 1/8" D / 5 lbs. (Permanent Mount)

3 1/4" H x 17 1/4" W x 9 1/8" D / 7 lbs. (Magnetic Mount)

- Single level, magnetic or permanent mount, mini LED light bar
- 368 high-intensity LEDs in each mini bar
- Low-profile design improves fuel efficiency
- Solid-state flasher has seven strobe-type patterns
- Magnetic-mount models have a cigarette adapter plug with a double switch for power and mode selection
- Extruded aluminum base
- Permanent -mount models have a power switch located on the underside of the mini bar
- Permanent-mount models may be wired to a remote switch
- UV-resistant Lexan dome with gasket
- End power cord location
- Amber models meet SAE J845 Class 2 Standards

## STARBEAM 9224 SERIES MINI-BAR



- 24" with three rotators
- two wall mirrors
- three 58 watt halogen bulbs
- 12 vdc 4.75 amp draw per rotator
- 120 fpm

9224H.....\$271.20

- 24" with three 360 degree Quad flash strobes
- two wall mirrors
- 12 & 24 vdc 2 amps draw per strobe head
- 17.6 joules per strobe head

9224S.....\$331.46



The STARBEAM 9224 Series mini-bar is a heavy duty, all in one package with the reliability and attention getting power you need. Choose from high intensity strobes or patented shock mounted rotators with two sealed roller bearings providing quiet, smooth, and maintenance free operation. The circuits and the strobe tube assemblies in the strobe models are fully encapsulated to guard against shock and vibration while the rotator models offer lock and stay bulbs that are field replaceable. Available in Red, Blue, Amber and Clear.

5-1/2"H X 24"W X 8 1/2"D 10 lbs

1 year warranty

## 7200 SERIES LED MINI-BAR

Preco introduces the 7200 LED Hybrid Mini-Bar as the industry's first rotating LED safety beacon mini-bar. Like the 7600 LED, the 7200 offers the same exceptional warning ability without the typical draw-backs of motor and gear problems found in other industry rotators. LED technology provides low current draw and extended life. The 7200 series lights have a UV hard coating material applied to the clear polycarbonate outer cover, greatly improving the ability to withstand crazing, cracking, hazing, abrasion, fading and discoloration. Because of the high reliability and long life expectancy of Preco's Hybrid lights there are no replaceable parts needed. 5 Year Warranty. 12/24 VDC Operation. Dimensions: 13.3"W x 5.8"T x 6.3"D.



7212CAA 120 FPM.....\$388.29

STROBE/ROTATORS

## Mini Rotating Light Bars



**420AH** .....\$139.79

**420AMH** .....\$158.06

The 420 offers a new sleek design and proven lighting power.

Amber, 12v operation, 8.6 amp draw, 400 flashes per minute, two rotators using H-1 55W halogen bulbs, diamond mirror. Meets SAE requirements.

1 year warranty

Dimensions: 16.5" L X 8" W X 5.25" H

420AH is permanent mount

420AMH is magnetic mount



**6105HSA** .....\$154.47

**6105MHS** .....\$174.47

Amber, 12v operation, 8 amp draw.

400 flashes per minute, polycarbonate plastic base, two rotators using H-1 55w halogen bulbs, single flat mirror. AAMVA certified to meet SAE requirements.

1 year warranty

Dimensions: 5" H X 16" L X 10.5" W

6105HSA is permanent mount

6105MHS is magnetic mount

## ROTATING LIGHT



**5315A 12v** .....\$134.82

**5325A 24v** .....\$138.62

Flashes Per Minute	300
Watts:	Two 50 watts
Base Material:	Polycarbonate Plastic
Lens Color:	Amber (other colors available)
Lens Material:	Lexan Polycarbonate Plastic
Dimensions:	5 4/5" H x 15 4/5" W x 8 3/10" D
Weight:	3.5 lbs
Mounting:	Permanent
Meets or exceeds SAE J845 Class I	
2 year warranty	

**A5300MK (Magnetic mount kit)** .....\$34.38

**R5012BH (12 volt replacement bulb)**.....\$7.31

**R5015MGA (12v motor/gear/reflector assembly)**.....\$37.13

**R5024BH (24v replacement bulb)**.....\$17.22

**R5025MGA (24v motor/gear/reflector assembly)**.....\$45.88

**R5300L (replacement lens-specify color)** .....\$30.02

## MAGNETIC ROTATING LIGHT



The first temporary mount rotating light that has been tested up to 65 MPH\*

**5315A-VM 12v** .....\$182.28

Flashes Per Minute	300
Watts:	Two 50 watt
Base Material:	Polycarbonate Plastic
Lens Color:	Amber (other colors available)
Lens Material:	Lexan Polycarbonate Plastic
Dimensions:	6 1/5" H x 15 4/5" W x 8 3/10" D
Weight:	5 lbs
Mounting:	Vacuum / Magnetic Mount
Meets or exceeds SAE J845 Class I	
2 year warranty	

\*Vacuum mount combines a strong pull magnet to insure a better adhesion to your vehicle. Recommended for vehicles going up to 65 miles per hour (when installed on a clean, dry, smooth magnetic metal surface).

**R5012BH (12 volt replacement bulb)** .....\$7.31

**R5015MGA (12v motor/gear/reflector assembly)** .....\$37.13

**R5300L (replacement lens-specify color)** .....\$30.02

## Dual Rotating Mini-Light Bar by Star Headlight



**9200H Permanent Mount Amber** .....\$109.50

**9200HM Magnetic Mount Amber**.....\$129.33

**9200HV Vacuum/Magnetic Mount Amber** .....\$190.70

Dual rotating halogen bulbs provide 100 cp brightness along with the same STAR reliability you've experienced in our other products. Two internal "V" mirrors enhance the flashes making this Mini-Bar a strong addition to your safety. 8.0 amp draw. Specify color if other than amber. Dimensions 16" L x 4-3/4" H. 12 volt operation. 1 year warranty.

\*R5012BH 12v replacement bulb is shown on page 65.

## Highlighter



The most popular Target Tech mini-light bar series, 95 flashes per minute per head plus diagonal mirror installed greatly increasing the effectiveness. 12v DC operation. Dimensions: 5.3"H X 15.8" L X 7"D. 5 year warranty.

**450112** .....\$159.69 (permanent mount)

**450142** .....\$239.31 (suction cup mag mount)





7960 Series  
**7960A Amber**  
**\$197.45**

- Sixteen 3 watt LEDs provide unrivalled flash intensity
- 80 Double or 65 quad flash operation with hi/lo intensity control
- Die cast aluminum base is coated against corrosion and designed for vibration resistance and heat dissipation
- 3.7 amps / 12-24 volts DC
- Permanent mounts are sealed in epoxy for added protection
- Threaded-on polycarbonate lens allows easy flash mode selection without tools
- Reverse polarity, voltage spike and surge protection
- 5 year warranty
- Other colors available on request
- Cost of unit may differ per color choice
- Class 1
- 6.5" dia. x 5.6 high (permanent mount)



7940 Series  
**7940A Amber**  
**\$146.27**

- Eight 1-watt LEDs
- 80 Double or 65 Quad flash operation
- Die cast aluminum base is coated against corrosion and designed for vibration resistance and heat dissipation
- 5 year warranty
- Thread on polycarbonate lens allows easy flash selection without tools
- 1.5 amps / 12-24 volts DC
- Reverse polarity, voltage spike and surge protection
- Other colors available on request
- Cost of unit may differ per color choice
- Class 2
- Permanent mounts are sealed in epoxy for added protection
- 6.5" dia. x 5.6" high (permanent mount)



**7160A Amber**  
**\$212.07**

- Class 1 LED Strobe Lights
- Eight 3-watt LEDs and reflector technology produce a high intensity warning signal
- Steady burn, double (2), quad, quint, flicker, rotating (3), title 13 (3), and cycle flash patterns
- Hi/lo intensity
- Multiple units synchronizable
- 3.2 amps / 12-24 volt DC
- Permanent mounts are sealed in epoxy for added protection
- Die cast aluminum base is coated against corrosion and designed for vibration resistance and heat dissipation
- 6.5" dia. x 3.9" high
- Other colors available on request
- Cost of unit may differ per color choice
- 5 Year warranty



7460 Series  
**7460A Amber**  
**\$204.75**

- Eight 3-watt LEDs and a parabolic reflector produce Class 1 light output
- 12-36 volt DC
- 1.0 amps
- Other colors available on request
- 5 year warranty
- 6.4" dia. x 3.1" high
- Human peripheral vision is highly sensitive to unique pulse8 flash pattern that features 8 flashes per cycle (80FPM)
- Overhead heat sink design allows for unobtrusive pipe mounting with flange removed
- Cost of unit may differ per color choice

## PSE LL400I SERIES 14 JOULE STROBE LIGHT



Part #LL400IASH Short lens Amber .....	\$130.56
Part #LL400ICSH Short Lens Clear .....	\$160.68
Part #LL400IATH Tall lens Amber .....	\$130.56
Part # LL400ICTH Tall Lens Clear.....	\$160.68

- Polycarbonate Lens with State-of-the-Art Optics
- Amber Lens, Clear Lens Options
- Field Replaceable Helix Strobe Tube
- Heavy Duty Anodized Aluminum Base Minimizes Vibration and Heat
- Permanent
- Standard 1" Pipe Mount
- All Stainless Hardware
- 72 Quad-Flashes per Minute
- Tall Lens: 7.75" H x 6.25" D (196.85 mm x 158.75 mm)
- Short Lens: 6.625" H x 6.25" D (168.275 mm x 158.75 mm)
- Weight: 3.7 lbs.
- 12/24 Volt DC
- 2.5 Amp Draw @ 12V
- 14 Joules
- SAE J1318, Class II

## 255 LED STROBE LIGHTS



255H8TSL..... \$167.40

- Lightweight polycarbonate, universal flange base:
- 3-hole permanent mount
- 1" pipe mount
- Optional vacuum magnetic mount with cigarette plug adapter



255H8TSLV .....\$196.95

- Durable polycarbonate, Twist On/Off Lens
- 24 Customer selectable flash patterns
- Cigarette plug with On/Off Switch and Pattern Select Switch



255H8TCL.....\$167.40

- S-LINK SYSTEM™ synchronizing capability with other STAR LED units
- Completely encapsulated circuit for increased weather and shock resistance
- 5 Year Limited Warranty



255H8TCLV ..... \$196.95

- Dimensions: (Short Dome): 4-3/4" tall x 6-13/32" dia.
- Amp Draw: 0.6 Amps @ 12V DC, 0.3 Amps @ 24V DC
- Voltage: 12V-24V DC
- (Tall Dome): 6-11/16" tall x 6-13/32" dia.

## MODEL 203MVL SERIES 360 DEGREE LED BEACONS



### Product Features:

- Compact and powerful single LED light output
- 1 Watt STAR Generation-3 LED
- 29 Customer selectable flash patterns
- Long-life LEDs, rated for over 100,000 hours
- Twist On-Off lens
- Fully encapsulated circuitry
- Durable polycarbonate lens and base
- Amber lens with Amber LED
- Approvals: SAE Class III

### Specifications:

- Voltage: 10V-16V or 10V-48V DC
- Amp Draw: .13 Amps

203MVL-48-A.....\$94.05

## PSE LSS222 BEACON

### A LED Beacon that meets Strobe and Halogen performance!

- 39 flash patterns including 4 simulated rotating patterns
- Lens construction provides the horizontal spread for easy identification of signal
- Two levels of unique LED reflectors provide a focused signal for superior brightness
- Comes in Permanent/Pipe mount or magnetic mount options
- 10-30 volts, reverse polarity protected
- .85 amps average
- 5 year warranty
- Class 1 SAE J845
- Permanent / Pipe Mount 4.57" H x 5.75" base diameter
- Magnet Mount 4.84" H x 6.38" base diameter



LSS222A Perm Mount.....\$227.76

LSS222AM Mag Mount.....\$238.14

## JW Speaker LED Strobe Lamp

0645201.....\$262.50



The model 404 LED Strobe Lamp is perfect for construction, specialty truck, and material handling applications. This Strobe Lamp can be operated in four different modes: Mode #1 flashes at 240 fpm and complies with SAE J845 CLASS 2; Mode #2 flashes at 340 fpm; Mode #3 flashes at 540 fpm; and Mode #4 operates as a rotating beacon. Voltage: 12v - 24v. Dimensions: 4.513" H x 4.811" base D. Warranty: 4 years/40,000 hours.

# SERVICEMATE™ WARNING SYSTEMS SM4216 Strobe Light - 16 Joules Power per Quad Flash

## COLORS AVAILABLE:



High Lens



Low Lens

### Permanent Mount

SM4216_	\$101.81 (1-9 Units)
SM4216_	\$98.30 (10-19 Units)
SM4216_	\$95.02 (20 + Units)

### Magnetic Mount (not shown)\*

SM4216_-MAG	\$111.42 (1-9 Units)
SM4216_-MAG	\$107.30 (10-19 Units)
SM4216_-MAG	\$103.16 (20 + Units)

16 Joule 1.6 million candle power strobe on High Power; 12 Joule 1.2 million candle power strobe on Low Power; Permanent mount (2 holes on 6 1/4" centers); 65 quad flashes (260 flashes) per minute; 12 or 24 volt DC operation

Low Lens 4" H x 5 1/2" Dia.  
High Lens 5 1/2" H x 5 1/2" Dia.

Ordering instructions shown below

One year limited warranty, six month warranty on strobe tube



Low Lens



High Lens

## SM4215 Strobe Light - 15 Joules Power per Double Flash

### Permanent Mount

SM4215_	\$97.56 (1-9 Units)
SM4215_	\$94.20 (10-19 Units)
SM4215_	\$91.06 (20 + Units)

### Magnetic Mount (not shown)\*

SM4215_-MAG	\$114.53 (1-9 Units)
SM4215_-MAG	\$110.58 (10-19 Units)
SM4215_-MAG	\$106.90 (20 + Units)

15 Joule 1.5 million candle power strobe Permanent mount (2 holes on 6 1/4" centers) 1" pipe mountable 65 double flashes (140 flashes) per minute 12 or 24 volt DC operation

Low Lens 4" H x 5 1/2" Dia.  
High Lens 5 1/2" H x 5 1/2" Dia.

One year limited warranty, six month warranty on strobe tube Ordering instructions shown below



Low Lens



High Lens

## SM4212 Strobe Light - 12 Joules Power per Double Flash

### Permanent Mount

SM4212_	\$78.48 (1-9 Units)
SM4212_	\$75.77 (10-19 Units)
SM4212_	\$73.23 (20 + Units)

### Magnetic Mount (not shown)\*

SM4212_-MAG	\$101.81 (1-9 Units)
SM4212_-MAG	\$98.30 (10-19 Units)
SM4212_-MAG	\$95.03 (20 + Units)

12 Joule 1.2 million candle power strobe; Permanent mount (2 holes on 6 1/4" centers); 65 double flashes (140 flashes) per minute; 12 - 48 volt DC operation

Low Lens 4" H x 5 1/2" Dia.  
High Lens 5 1/2" H x 5 1/2" Dia.

## COLORS AVAILABLE:



## Ordering Instructions: Specify model, lens style and lens color as indicated:

### SM4215 L G MAG

Model	Lens Style	Lens Color	Magnetic Base
SM4212	H = High	A = Amber	(blank if
SM4215	L = Low	B = Blue	permanent/
SM4216		C = Clear	pipe mount)
SM4223		G = Green	
SM4224		R = Red	

## Replacement Parts for

### SM4212, 4215, 4216, 4223 & 4224:

DL4000	Low Dome	\$18.18
DH4000	High Dome	\$18.18
SMBGL	Branch guard for low domes	\$26.59
SMBGH	Branch guard for high domes	\$26.59
4215FT	Flash Tube for SM4212/4215/4216	\$30.35
4223FT	Flash Tube for SM4223 & SM4224	\$30.14

\*NOTE: The use of any magnetic warning beacons or strobe lights on the outside of a moving vehicle is not recommended and is at the sole discretion and risk of the user.

## Branch Guards for SM4212, SM4215, SM4216, SM4223 & SM4224 Strobes



SMBGL .....\$26.59  
For "low" lens



SMBGH .....\$26.59  
For "High" lens

LT1511 .....\$11.66  
Lighted Bat Toggle Switch suitable for use with most warning lights



STROBE/ROTATORS

## STAR HEADLIGHT 255 SERIES



**255TS** ..... \$71.40  
4 5/8" H X 6 3/8" Dia.  
permanent mount



**255TSM** ..... \$86.54  
5" H X 6 3/8" Dia.  
magnetic mount



**255TC** ..... \$71.40  
6 5/8" H X 6 3/8" Dia.  
permanent mount



**255TCM** ..... \$86.54  
7" H X 6 3/8" Dia.  
magnetic mount

Replacement Parts:

**255TS & 255TSM:**

Flash Tube **129-BUB** ..... \$29.44

Lens **297TS** ..... \$21.20

Replacement Parts:

**255TC & 255TCM:**

Flash Tube **129-BUB** ..... \$29.44

Lens **295TC** ..... \$21.20

### 255 Series Common Features:

- Standard Quad Flash or Selectable Double Flash
- Field Selectable flash pattern via internal jumper
- Twist-off Lexan lens
- Durable and lightweight Polycarbonate plastic universal flange base & 1" pipe mount
- Completely encapsulated circuit for increased weather and shock resistance
- Automatic low voltage shutdown below 9.5 VDC
- Operates on 12VDC through 48VDC (2 amp draw @ 12VDC)
- Rating: 7 Joule on Double Flash; 10 Joule on Quad Flash
- Flash Rate: 80DFPM / 65 QFPM
- SAE Approved J1318 Class 2

## SERVICEMATE™ WARNING SYSTEMS

Ordering instructions shown on bottom of page 45

### SM4224 Strobe - 23 Joules Power per Quad Flash

One year limited warranty including strobe tube



Low Lens



High Lens

23 Joule 2.5 million candle power strobe; Permanent mount, (2 holes on 6 7/8" centers); 65 quad flashes (260 flashes) per minute; 12 or 24 volt DC operation

Low Lens 6 1/2" H x 7" Dia.  
High Lens 8" H x 7" Dia.

**SM4224** \_ \_ ..... \$169.68 (1-5 Units)  
**SM4224** \_ \_ ..... \$163.83 (6 + Units)

#### COLORS AVAILABLE:



## SERVICEMATE™ WARNING SYSTEMS

Ordering instructions shown on bottom of page 45

### SM4223 Strobe - 23 Joules Power per Double Flash

23 Joule 2.5 million candle power strobe; Permanent mount, (2 holes on 6 7/8" centers); 65 double flashes (140 flashes) per minute 12 or 24 volt DC operation

Low Lens 6 1/2" H x 7" Dia.  
High Lens 8" H x 7" Dia.

**SM4223** \_ \_ ..... \$163.32 (1-5 Units)  
**SM4223** \_ \_ ..... \$157.69 (6 + Units)



One year limited warranty including strobe tube

## Ecco 6600 Series



**6650A** ..... \$117.54

- Height: 5.1"
- replaces 6640A

**6650A-VM** ..... \$154.08

Amber, magnetic mount



**6670A** ..... \$117.54

- Height: 6.7"
- replaces 6660A

**6670A-VM** ..... \$154.08

Amber, magnetic mount



### Common Features:

- 12/24 VDC Operation; 2.1 Amps
- Base diameter 6 1/2"
- Weight: 1.9 lb.
- User selectable double or quad flash on board
- Switchable intensity: 8, 12, 13, or 17 Joules
- Flange & 1" pipe mount
- 2 year part warranty

**Flashtube: R6501FT** ..... \$22.71

#### COLORS AVAILABLE:



A = AMBER

Other colors available by special order.



## 651

420200 .....\$157.79

The 651 is a 12 joule strobe that operates on 12-48 VDC. The 651 has a helical flash tube and polycarbonate lens for maximum light emission. 5 year warranty. Dimensions: 5 3/4" H x 6 5/8" D



Replaceable flash tube: 211200 .....\$46.50

Branch guard: 210781 .....\$28.46

## Pulsator 451

211680 .....\$120.87

The 451 is an 8 joule strobe that operates on 12-48 VDC. The 451 is water resistant and has a replaceable flash tube, as well as a modular power supply. Dimensions: 4" H x 6.5" dia.



Replaceable flash tube: 439411 .....\$42.56

Branch guard: 210781 .....\$28.46

## 901

211740 .....\$183.62

The 901 is an 18 joule strobe that operates on 12-48 VDC. The high intensity unit features a helical flash tube and a polycarbonate lens. Dimensions: 5 3/4" H x 6 5/8" D. 5 year warranty.



Replaceable flash tube: 211200 .....\$46.50

Branch guard: 210781 .....\$28.46

## 851

420400 .....\$151.73

The 851 is a 12 joule strobe that operates on 12-48 VDC. The high intensity unit features a helical flash tube and polycarbonate lens to emit a flash more than twice as bright as the 651. Dimensions: 7 1/2" H x 6 5/8" D. 5 year warranty.



Replaceable flash tube: 211400 .....\$49.61

Branch guard: 210782 .....\$31.86

### For Color Desired, on above Target Tech Lights, add suffix color code:

Part #. XXXXXX    -02 (Amber)    -04 (Red)    -03 (Blue)    -05 (Clear)



SM4215 Series  
SM4215LED\_\_  
\$160.16

SM4215LED\_\_-MAG  
\$200.76

- 24 Customer selectable flash patterns and two rotating patterns
- High/Low Intensity – Manual or Automatic
- Extremely low current draw
- Durable polycarbonate lens
- Amp Draw: 0.6 Amps @ 12V DC, 0.3 Amps @ 24V DC

- Voltage: 12V–24V DC
- 5 year warranty
- Rugged die-cast aluminum base with powder coat finish and universal mounting:
  - Permanent mount
  - 1" pipe mount
  - Optional magnetic mount with cigarette plug adapter

- Dimensions: (short dome): 4-1/4" tall x 5-1/2" dia., (tall dome): 6" tall x 5-1/2" dia.
- Completely encapsulated circuit for increased weather and shock resistance
- Lens colors: stock amber, clear, special order: blue, green, Red



SM4223 Series  
SM4223LED\_\_  
\$189.17

- 24 Customer selectable flash patterns and two rotating patterns
- High/Low Intensity – Manual or Automatic
- Extremely low current draw
- Durable polycarbonate lens
- Voltage: 12V–24V DC
- 5 year warranty

- Heavy-duty spun aluminum flanged base with anodized finish
- Completely encapsulated circuit for increased weather and shock resistance
- Low lens dimensions: 4-1/2" tall x 5-1/2" dia.

- High lens flange dimensions: 7-9/16" tall x 7-3/4" dia.
- Amp Draw: 0.6 Amps @ 12V DC, 0.3 Amps @ 24V DC
- LED colors: amber, blue, red, white
- Lens colors: stock amber, clear special order: blue, green, red

## MIRROR MOUNT STROBE

- 3.75 Joule Strobe
- 12 VDC only operation
- Quad Flash operation
- Easy Installation
- All necessary hardware included in kit

MSK201ZQ .....\$81.36



## SERVICEMATE™ STROBE LIGHT

SM6410A (Amber).....	\$44.21
SM6410 (Red, Blue, Clear or Green).....	\$44.21
6410A-MG (Amber Strobe Magnetic Mount).....	\$66.06



R6400L Replacement Lens (Specify color) .....	\$9.09
R6410FT Replacement Flash Tube .....	\$10.98

12-80 VDC Operation

- Model SM6410 features field replaceable flash tube
- Heavy base provides extra strength for mounting
- Meets SAE/1455 for transient protection
- Meets SAE/1318 for vibrations and corrosion protection
- Tested in accordance with UL583 safety standard for Type E, ES, and EE industrial trucks
- 0.1 to 0.5 amps; wt. 10 oz.
- 2 year warranty on SM6410 (6 mo. flash tube)
- 5.1" dia. x 3.8" H
- 1.5 joules, 70 single FPM
- Applications: forklift and material handling/industrial

## LED Beacon LED replacement for the SM6410A

Preco introduces this small LED safety strobe to offer the full advantages of LED reliability at a price that is competitive with existing non-LED strobes. Preco's design offers the exceptional warning ability of safety beacons with the low amp draw and extended life of LEDs. All of this is packaged in an industry standard size. Series has an enhanced thermodynamic design to keep the LEDs at a controlled temperature which ensures consistent intensity to meet SAE requirements. 5 Year Warranty. 12-80 VDC operation. 5.1" dia x 3.7" H Applications: forklift and material handling/industrial.

7314A.....	\$64.44
------------	---------



## ECCO 6220A STROBE LIGHT



6220A.....	\$56.85
10-80 VDC Operation	
1.5 joules, 85 single FPM	
Amber lens standard	
(other colors available on request*)	
Circuit sealed in epoxy to protect against dust, moisture and vibration	
Field replaceable flash tube	
Dimensions 5-1/2" H x 2-4/5" W	
Mounts on 3-2/5" centers	
5 year limited warranty	

OEM Crossover Number:  
JLG #2920146 Linkbelt #E3R0313  
Ingersoll-Rand #59083105

Replacement parts:

Flash Tube R6200FT .....\$15.09

Lens R6220L.....\$15.09

\*Also available in red, blue, clear and green

Specifically designed to meet the requirements of the material handling industry.

## LED 6260A

### LED Replacement for the 6220A

This LED beacon operates from 12-80VDC and features one of the latest 3 watt side emitting LED's and quad flash operation, producing a warning signal ideally suited to industrial applications. Providing the brightest light output available in an LED beacon. This robust light provides maintenance free warning in a compact unit that meets SAE J845 Class III (amber). Part Warranty: 5 Years. Reverse polarity, voltage spike and surge protected.



6260A 80 FPM .....	\$72.54
--------------------	---------

## 6460A

### Now a LED version of our popular 6410 series strobe light

- 30 ¼ watt LEDs
- 12-80 volt flickerflash or rotating operation
- Reinforced nylon base and polycarbonate lens
- Reversed polarity, voltage spike and surge protected
- FPM: 45 flicker/120 rotating
- 3 bolt flange mount
- 5 year warranty
- 5.1" dia. x 3.9" h

6460A.....	\$68.30
------------	---------



## BATTERY POWERED LED PERSONAL SAFETY LIGHTS

- 360 degree led beacon in amber
- 24 ultra bright LED's
- 60 triple FPM
- 300-400 hours on 2 D batteries (not included)
- Photocell control (user selectable) for night time use.
- Magnet mount base and carrying strap included
- Size 4 1/8 D X 4.75" H
- Optional "L" bracket for logging or pole applications available

**PSLM2-A Strobe Light** .....\$58.88

**PSL-BKT Bracket** .....\$23.03



90 day warranty

## EMERGENCY STROBE

This is the personal recovery light for all outdoor enthusiasts. It is powered by one "D" cell alkaline battery (not included), allowing it to flash 60-70 times per minute up to 16 continuous hours, then at a diminished flash rate for up to 60 hours total. Light is visible up to 3 miles, depending on atmospheric conditions. It easily attaches to a backpack, belt or Personal Flotation Device by its stainless steel locking pin. Making others aware of your location can be a very valuable lifesaving benefit in a variety of situations, on land or water. The magnetic "reed" on/off switch, waterproof case and hard acrylic lens cover make this a durable personal safety product. Add the magnetic base to attach to any metal surface.

**5013ES PERSONAL STROBE** .....\$21.69

**5013MAGS MAGNETIC BASE** .....\$3.84



## PRECO LED ROTATOR

Preco introduces the first and only rotating LED safety beacon, the 7600 Series. Preco's design (patent pending) offers the exceptional warning ability of rotating safety beacons with the low amp draw and extended life of Led's. All of this is packaged in an industry standard size. The 7600 Series has an enhanced thermodynamic design to keep the Led's at a controlled temperature, which ensures consistent intensity to meet SAE requirements, no matter how long the 7600 Series runs. Add in a super efficient and highly reliable magnetic drive system and the light is quiet with low amp draw. 5-Year Warranty.



Voltage: 12-24 Volts DC  
SAE Rating: Class 1 or 2\*  
Amp Draw: 0.65-1.7 Amps  
Wattage: 16-20 Watts

Standard Mount: Flange / Pipe  
Dimensions: 6.3"(161mm) Dia x  
6.2 "(157mm) H  
Class 2: Amber

**7612A 120 FPM**.....\$204.68

## LOW PROFILE STEALTH DRIVE™ BEACON

**5815A (12v amber)**.....\$63.08

These low-profile rotating beacons provide 160 flashes per minute and meet SAE J845 Class 1 light output. The 5800 series incorporates a silicon belt drive with stainless steel bearings for longer life and reliable service. The silicon belt is immune to UV light and heat. Quick change mounts available A5850TB and A5850LB. 6" diameter (base) x 8" tall (bottom of pole mount). Warranty: 1 year parts, 90 days bulb.



**A5850TB** .....\$18.08  
Quick-change mount for  
pipe or surface mount



**A5850LB** .....\$24.11  
Quick-change  
surface mount

STROBE/ROTATORS

## MAGNETIC ROTATING LIGHT

The first temporary mount rotating light that has been tested up to 65 MPH\*



**5715A-VM 12v .....\$116.78**

Flashes Per Minute 100  
Watts: 50 watts  
Base Material: Polycarbonate Plastic  
Lens Color: Amber (other colors available)  
Lens Material: Lexan Polycarbonate Plastic  
Dimensions: 7 2/5" High x 7 3/5" Diameter  
Weight: 3.1 lbs  
Mounting: Vacuum / Magnetic Mount  
Meets or exceeds SAE J845 Class I  
2 year parts warranty

\*Vacuum mount combines a strong pull magnet to insure a better adhesion to your vehicle. Recommended for vehicles going up to 65 miles per hour (when installed on a clean, dry, smooth magnetic metal surface).

**R5012BH (12 volt replacement bulb).....\$7.31**  
**R5015MGA (12v motor/gear/reflector assembly).....\$37.13**  
**R5700L (replacement lens-specify color).....\$22.22**

## ECCO ROTATORS

### ROTATING LIGHT



**5715A 12v .....\$77.27**

Flashes Per Minute 100  
Watts: 50 watts  
Base Material: Polycarbonate Plastic  
Lens Color: Amber (other colors available)  
Lens Material: Lexan Polycarbonate Plastic  
Dimensions: 6 9/10" High x 7 3/5" Diameter  
Weight: 1.7 lbs  
Mounting: Permanent  
Meets or exceeds SAE J845 Class I  
2 year parts warranty  
Mounting includes internal, external, and 1" pipe mount.

**A5700MK (Magnetic mount kit).....\$30.75**  
**R5012BH (12 volt replacement bulb).....\$7.31**  
**R5015MGA (12v motor/gear/reflector assembly).....\$37.13**  
**R5700L (replacement lens-specify color).....\$22.22**

## CODE 3/PUBLIC SAFETY EQUIPMENT ROTATORS

### Single Lamp Rotating Light

**E10AMH Amber.....\$35.70**  
**E10BMH Blue.....\$35.70**



Available only in Amber or Blue. An economical magnetic base rotating lamp featuring:  
360° rotating coverage  
Quiet worm gear drive  
12v operation, < 5 amp current draw  
Coil cord and lighter plug  
H-1 55W replaceable lamp  
5.7"H X 8.1"L X 5.5"W  
90 day warranty



**555SAH.....\$71.31**  
**555AMH.....\$103.41**



Amber, 12v operation, 4 amp draw, 100 flashes per minute, H-1 55W halogen bulb. AAMVA certified to meet SAE requirements.

Dimensions: 6" H x 6" D  
555SAH is permanent mount  
555AMH is magnetic mount  
1 year warranty

## SERVICEMATE™ WARNING SYSTEMS

### Dual Beam Rotating Light - Extra Heavy Duty

**SM4400A 12V .....\$122.72**  
**SM4400A 24V .....\$147.87**

**Replacement Bulbs:**  
**7400 12v .....\$10.34**  
**4505 24v .....\$10.76**



SM4400A Extra Heavy Duty rotating light has an anodized spun aluminum housing, with a Lexan dome. The SM4400A draws 6.5 amps at 12 VDC and a flash rate of 90 fpm. Exceeds SAE low temperature operation specification J845. Dimensions 8-7/8" H x 9" W. Specify color if other than amber. One year limited warranty excluding bulbs



## LED HIDE-A-BLAST

- LED lights have a longer operating life than strobes, reducing the frequency of replacement
- Easy mounting simplifies installation and returns vehicles to the field quickly
- 30 flash patterns provide more options for department use
- Multiple colored LEDs allow use of the lights in both head light and tail light locations
- 9 LEDs Per Lighthouse
- Amber, or White LEDs (Solid Color Modules Only)
- Polycarbonate Clear Lens
- Multiple Heads can be Synchronized
- Mounting can be Vertical or Horizontal
- Self-contained and Sealed Control Module—No Need for a Separate Flasher Module
- Universal Fit for All Vehicles
- 15' Cable
- 0.875" L x 1.5" W (22.23 mm x 38.1 mm)
- 11-30 Volt DC, Negative or Positive Ground
- 0.6 Amp Draw at 13.8 VDC
- 5 Year Warranty



Part #HB915A Amber.....\$139.25  
Part #HB915W White.....\$180.77

## HIDE-AWAY LED CONCEALED WARNING LIGHT

The 9010 is a high intensity directional LED warning light specifically designed for vehicle headlight and tail light applications. The LED design offers major advantages over strobe versions. All control electronics are situated in a sealed, in-line driver module so no remote power supply is required. Multiple flash patterns are included and multiple units can be synchronized to flash alternately or simultaneously. Additional benefits of LED technology include high intensity light output, low current draw and a long and maintenance free service life. And, they're covered by a full 5-year warranty.

### Features and Benefits

- Four 1-watt high-intensity LED's provide exceptional warning
- 16 Flash patterns including single, double, triple, quad, deci and cycle all
- Multiple heads are synchronizable (simultaneous or alternating operation)
- Colorless when not illuminated
- In-line waterproof driver module eliminates the need for a remote power supply
- UV stabilized polycarbonate lens, nickel plated housing and 9' cable
- Warranty: 5-year

PART #	VOLTAGE	AMPS	FLASH PATTERNS	COLOR	MOUNT	LUMENS	PRICE
9010A	12	0.2 - 0.5	16	Amber	1" hole	160+	\$109.14
9010B	12	0.2 - 0.5	16	Blue	1" hole	92+	115.94
9010C	12	0.2 - 0.5	16	Clear	1" hole	500+	115.94
9010R	12	0.2 - 0.5	16	Red	1" hole	123+	109.14



## WIDE ANGLE HIDE-AWAY LED CONCEALED WARNING LIGHT

The 9011 is a high intensity directional LED warning light specifically designed for vehicle headlight and tail light applications. The optic design produces wide angle light dispersion and maximizes secondary light output reflected off the vehicle light casing. In addition the LEDs' low profile allows mounting in small, confined light casings typical of tail lights and modern car headlights. The LED design offers major advantages over strobe versions. All control electronics are situated in a sealed, in-line driver module so no remote power supply is required. Multiple flash patterns are included and multiple units can be synchronized to flash alternately or simultaneously. Additional benefits of LED technology include high intensity light output, low current draw and a long and maintenance free service life. And, they're covered by a full 5-year warranty.

PART #	VOLTAGE	AMPS	FLASH PATTERNS	COLOR	MOUNT	LUMENS	PRICE
9011A	12	0.2 - 0.5	16	Amber	1" hole	160+	\$109.14
9011B	12	0.2 - 0.5	16	Blue	1" hole	92+	115.94
9011C	12	0.2 - 0.5	16	Clear	1" hole	500+	115.94
9011R	12	0.2 - 0.5	16	Red	1" hole	123+	109.14



# BUILD YOUR OWN STROBE SYSTEM FOR YOUR VEHICLE

Select the following to setup your custom design.

## 1 Select from one of the two power supplies



**RP244** ..... \$200.88

Features:

- 4 Power Outlets
- Wattage: 75 Watts
- Amp Draw: 7 Amps Max
- Voltage: 12-24 Volts
- Selectable flash pattern
- 4.25" L / 5.5" W / 2" H

OR



**RP996** ..... \$261.17

Features:

- Outlets: 6
- Output: 90 Watts
- Voltage: 12V-24V DC
- Amp. Draw: 9.4 Amps Max
- User selectable flash pattern, Head selectability
- Size: 2-7/8"H X 5-1/2"L X 5-1/4"D

## 2 Then select the appropriate number of strobe heads for your application. You can mix and match in any combination. Select your color of light Amber, Blue, Clear or Red.



**SH4601**

**\$79.68 each**

4"H X 5.5" Dia.  
360° 4" strobe head  
with standard  
180" cable



**SH4602**

**\$76.31 each**

6"H X 5.5" Dia.  
360° 6" strobe head  
with standard  
180" cable



**SH3904**

**\$53.18 each**

4" Dia. X 2"  
Deep recessed  
strobe head



**SH3920**

**\$51.09 each**

2 1/2" H X  
6 1/2" W X 2" D  
Oval recessed  
strobe head



**SH4500**

**\$66.77 each**

2 3/4" H X 5" L  
X 2 1/2" D  
Mini rectangular  
strobe head



**SH3930** ..... \$74.31

Par-36 Round Strobe Head 4 3/4 dia X 2 1/2" D  
sealed beam strobe with durable  
polycarbonate lens. Shock-resistant and  
corrosion resistant black rubber housing.  
For use as a grill strobe light or for rear-mounted  
strobe duty. Includes universal mounting bracket.



**SH4501** ..... \$68.94 each

Rectangular Strobe Head  
Applications include police, emergency  
vehicles, volunteer  
and other fire vehicles.  
Brightly flashing strobe.  
3 1/2" H X 6 1/2" W X 2 1/2" D



**ST415PC**  
**ST413PA**  
**ST413PB**  
**ST413PR**

Clear ..... \$37.23 each  
Amber ..... \$37.23 each  
Blue ..... \$37.23 each  
Red ..... \$37.23 each

Install a Phantom strobe tube in reflector housing by  
drilling a 1-inch hole in housing and insert tube.



## 3 Don't forget to select a cable for your application. You will need 1 for each strobe option you have. They come in 3 lengths standard 15', 20' 30'. Custom lengths available on special order.

Star 4415 15' foot ..... \$13.40

Star 4420 20' foot ..... \$17.82

Star 4430 30' foot ..... \$26.73

## 4 Final item needed is a switch to control your strobes.

**SP3860-1**  
**SP3860-2H**

Single switch ON/OFF ..... \$22.62  
2 switches ON/OFF; HI/LOW ..... \$27.51



## 4 CORNER SYSTEM **RSK244P Optimax System**

The PHANTOM™ STROBE TUBES are designed to mount in headlights, tail lights or marker lights allowing your vehicle to blend in with traffic until you are ready to be noticed. The OPTIMAX-VSD™ is a four outlet, 75 watt power pack that lets the user easily select flash patterns of 2, 3, 4, or 5 pulses per strobe tube. Operates on 12v & 24v systems. RSK244P kit includes: one LT1511 lighted switch, two 15' wire harnesses, two 20' wire harnesses for hookup of power supply to four strobe tubes (specify color).



**RSK244P** (complete kit, specify color) ..... **\$309.05**

Parts if bought separately:

**RP244 75 Watt Power Supply** ..... **\$200.88**

**STAR 4415 (15' harness)** ..... **\$13.40**

**STAR 4420 (20' harness)** ..... **\$17.82**

**STAR 4430 (30')** ..... **\$26.73**

**LT1511 (lighted switch)** ..... **\$11.66**



RP244 Power Supply

### **Phantom™ Flash Tubes**

**ST415PC** Clear Flash Tube

**ST413PA** Amber Flash Tube

**ST413PR** Red Flash Tube

**ST413PB** Blue Flash Tube

**Flash Tubes** ..... **\$37.23**

## 4 HEAD 60 WATT REMOTE STROBE SYSTEM

This feature-packed 9600 Series power supply is designed and built to withstand the toughest applications and offers easy Plug-N-Play installation. The 15 flash patterns include Quad, Quint, Mega, Double, Single, Warble, and Cycle. Twin diagnostic LEDs make it simple to locate system faults in the field as the output LED indicator lights when any strobe head fires and blinks in exact time with the flash pattern. Glass-filled nylon housing and reverse-polarity protection. Comes with 6 head power supply. 12 or 24 volt operation.

**Part # 9660-1** ..... **\$239.28**

Kit Includes:

1 – 9660 Power supply

4 – Strobe tubes clear

4 – 15 foot cables

Features and Benefits

- Glass-filled nylon housing
- 60 watt power system
- 15 flash patterns
- Switchable hi/lo intensity
- Short circuit protection, output power regulation and flashtube fault detection
- Temperature Range: -22°F to +122°F (-30°C to +50°C)
- Warranty: Power Supply = 2 years / Flashtube = 6 months



## Slow Moving Vehicle Warning System



12V & 24V Operation

### **NORTH AMERICAN SIGNAL**

**WB70+SL-A** (amber)

**WB70+SL-R** (red)

**WB70+SL-B** (blue)

**WB70+SL-C** (clear)

**Any Model** ..... **\$294.33**



A quad flash, 10 joule with two light head system (one master, one slave). The master contains the power supply for both heads so you don't have to run two sets of cables to a power supply up front. The WB+SL has 10 feet of wire to connect the two heads using waterproof packard connectors. 2 year warranty excluding bulbs.

Self-Contained/Easy Installation

**HPO15W** Replacement lamp (specify color) ..... **\$61.43**

## LED LIGHT HEAD SURFACE OR BRACKET MOUNT

The VigiLED II™ LED directional light offers long-life, low maintenance operation with no moving parts or flashtubes to break or replace. This premium LED head features a clear polycarbonate lens with four LEDs that illuminate in the color of your choice. Warning capability can be customized by selecting from 24 flash patterns and synchronizing multiple heads simultaneously or alternately. 12 & 24 volt DC Covered by a 1-year warranty



- Surface or bracket mounting options
- Multiple units synchronize
- 24 flash patterns
- Die-cast base and polycarbonate lens
- Weatherproof IP67 Rating
- SAE J595 Class I (light output only)
- Temperature Range: -22°F to +122°F (-30°C to +50°C)
- Warranty: 1 year

Part # ED0001A Amber .....	\$62.87
Part # ED0001C Clear .....	\$62.87
Part # ED0001B Blue .....	\$62.87
Part # ED0001R Red .....	\$62.87

## STAR UNDER COVER LED LIGHTS

ULB9 ALL AMBER, ALL RED, AMBER/RED COMBO LED'S .....	\$122.10
ULB9 ALL BLUE, AMBER/BLUE, RED/BLUE COMBO .....	\$147.80

- Perfect for undercover or unmarked vehicle applications
- 3 customer selectable flash patterns via push button switch
- Low profile - Less than 1" high
- Lightweight - Less than 1 lb.
- Dash, Deck, Mirror, or Suction Cup mount
- 57 long-life LED's
- For interior applications only
- Available in single or dual colors
- Custom lighting color combinations available:  
Blue, Red, White, Green, and Amber



1 year warranty

ULB9: Cigarette plug adapter with lighted ON/Off switch. ULB9-1: 15' hardwire lead, synchronizes with other ULB9's. Dimensions- 9" long X 1 3/8" wide. Includes mounting hardware and instructions.

## GLED8001 MULTI PURPOSE GRILL LIGHT



### LED Grill Lighting

- One set of Two 6 LED grill lights with 10' of cable between the two heads
- High output alternating Quad Flash
- Easy install mounting bracket
- Colors available: Amber, Red, Blue, Amber/Clear, Red/Clear, Red/Blue (Price listed for AMBER ONLY. All other colors, call for quote)
- 12 volt operation, switch not included

Each head is 7" X 1.25" X 1.25"

**GLED8001-A .....\$230.35 each**

## GLED9000 HIGH POWER GRILL/DECK LIGHT



### LED Grill/Deck Lighting

- One set of Two 9 LED lights with 10' of cable between the two heads
- High output LEDs with superior lensing for direct and wide angle viewing. Highly conspicuous attention getting flash pattern
- L brackets included
- Colors available: Amber, Red, Blue, Amber/Clear, Red/Clear, Red/Blue (Price listed for AMBER ONLY. All other colors, call for quote)
- 12 volt operation, switch not included

Each head is 12" X 1.5" X 1.25"

**GLED9000-A .....\$342.97 each**



## SOLAR POWERED STROBE LIGHT

The Sealite SL60 is a popular and versatile 2 nautical mile solar marine light. Made from tough, durable polycarbonate and using the latest high-intensity LED's, no expense has been spared in the design and development of this lantern. The SL60 can be installed in minutes, and requires no operator intervention, operates maintenance-free for up to five years. During daylight hours the solar module will charge the battery, and the lantern will automatically begin operation at dusk – once the ambient light threshold drops sufficiently.



**SL-60-R ..... \$577.13**

- tough, lightweight LEXAN polycarbonate case
- replaceable NiMH battery pack
- 4 user adjustable intensity settings
- 6 ultra high intensity LEDs
- 3 year fix or replace warranty
- life expectancy up to 12 years with battery replacement every 5 years (approximately)

## VISIBILITY SYSTEMS LED

The Lightman ultra-bright, wide-angled LED requires only two AA batteries (not included) to operate about 50 hours. Continuous burn or strobe action. Popular for mine use or hauling logs. 3 1/4"W x 3" T



If ordering with 25# Pull Magnet:

**40000RED-MAG ..... \$38.01**

**40000AMBER-MAG ..... \$38.01**



If ordering with Utility Pole/Log Transport Attachment:

**40000RED-Pole ..... \$29.93**

**40000AMBER-Pole ..... \$29.93**



## CLASS 1 SURFACE MOUNT LED LIGHT


This versatile surface mount directional LED provides both flash pattern selection and synchronization capability via trigger wires. Meets both SAE J595 and J845 standards in all colors. Model has a black bezel. Dimensions: 1.7" H x 4.4" w x 1.3" d



**Part # 1011A ..... \$80.44 each**

- 12 volt dc operation
- 3 High intensity LEDs
- 16 Flash patterns
- Synchronizable
- Long, maintenance free service life
- SAE J595 & J845 Class I
- Warranty: 5 years

## XT4 SERIES



- Clear Lens with Amber or White LEDs
- Black Bezel/Housing
- Shock Resistant and Weather Protected for Interior and Exterior Use
- Potted Circuit Board
- Synchronized Flash Pattern Between Light heads Standard.
- 22 Flash Patterns
- XT4: 4.52" L x 1.3" H x 1.0" D
- 12 Volt/24 Volt
- 5-Year Warranty on the LEDs
- Amber LEDs meet Class I

**Part# XT4AA Amber ..... \$78.93**

**Part# XT4WW White ..... \$87.15**

## XT3 SERIES



- Clear Lens with Amber, or White LEDs
- Black Bezel/Housing
- Shock Resistant and Weather Protected for Interior and Exterior Use
- Potted Circuit Board
- Synchronized Flash Pattern Between Light heads Standard
- 12 Flash Patterns
- 3.5" L x 1.25" H x 1" D (89L x 32W x 25D mm)
- 12 Volt/24 Volt
- 5-Year Warranty on the LEDs
- Amber and Red LEDs meet SAE J845, Class I
- Blue LED meets SAE J845, Class II

**Part# XT3AH Amber ..... \$69.38**

**Part# XT3WH White ..... \$77.24**

STROBE/ROTATORS

## 3510 SURFACE MOUNT LED LIGHT HEAD CLASS 1

- 24 1 watt high intensity LEDs provide exceptional warning
- 16 flash patterns including single, double, triple, quad, deci and cycle all
- Synchronizable with additional 3510's and any Hide-A-LEDs
- Inline waterproof driver module allows for premium functionality and compact size
- UV stabilized polycarbonate lens and pre-wired 9' cable
- Colorless when not in operation.
- 0.75 amps / 12 volt only
- 5 year warranty
- Bezel included
- 3.7" w x 1.5" h x .46" deep (Bezel)

3510A Amber .....\$96.05

3510B Blue..... \$97.97

3510R Red.....\$96.05

3510C Clear ..... \$97.97



## STAR DLX DLXT LED Amber Thinline Warning Light

- Only 1/2" thick!
- Weather resistant housing
- Fully encapsulated circuitry
- Interior or exterior surface mounting or with optional mounting brackets
- Available with Black bezels
- High intensity, PLCC4 LEDs
- Synchronizing capability (will also synchronize with STAR DLX3 Auxiliary LED lights or other STAR LED units)
- Reverse polarity protection
- 11 Customer selectable flash patterns including a Steady-On (21 Customer selectable flash patterns including a Steady-On when two DLXTs are synchronized)
- Dimensions: 2-1/4" H x 5-3/4" W x 1/2" D
- Voltage: 12V DC
- Amp Draw: Less than 1 Amp
- Colors: Amber, Blue, Green, and Red
- Ships complete with mounting hardware, gaskets, and instructions
- 1 year warranty

### Single

DLXT-121-AA ..... AMBER..... \$72.72

DLXT-121-BB ..... BLUE..... \$72.72

DLXT-121-RR ..... RED ..... \$72.72

DLXT-121-GG ..... GREEN ..... \$72.72

### Double

DLXT1X5-A2 ..... AMBER..... \$147.72

DLXT1X5-B2 ..... BLUE..... \$147.72

DLXT1X5-R2 ..... RED ..... \$147.72

DLXT1X5-G2 ..... GREEN ..... \$147.72

### Mounting Bracket Options

274-DLXT-1X2 ..... 1 ROW OF 2 DLXT ..... \$9.50

274-DLXT-2X1 ..... 2 ROWS OF 1 DLXT ..... \$9.50

274-DLXT-45 ..... 45 DEGREE ANGLE ..... \$9.50

274-DLXT-RL ..... LICENSE PLATE ..... \$15.15

274-DLXT-T ..... TRUNK MOUNT ..... \$9.50

274-DLXT-U ..... UNIVERSAL ..... \$9.45

274-DLXT-W ..... WINDOW ..... \$9.50



## 3730 SERIES SURFACE MOUNT LED LIGHT HEAD CLASS II

- Three 1 watt LEDs
- Rugged die cast aluminum housing with encapsulated circuit.
- 14 flash patterns including 3 integral alternating flash modes.
- Units are colorless when not in operation.
- Multiple units can be synchronized
- 0.2 amps / 12-24 volt operation
- 5 year warranty
- 3.7" w x 1.3" h x 1.5" d

3730A Amber .....\$80.42

3730B Blue..... \$80.42

3730R Red.....\$80.42

3730C Clear ..... \$80.42



## LED FLASHERS

- High intensity auxiliary LED waterproof light.
- 12 volt operation with 11 customer selectable flash patterns including steady on.
- Synchronizing capability with multiple units.
- Dimensions: 1 3/16" H x 4" W x 2" D

#DLX3 - Amber .....\$71.67

(other colors built to order)

DLX3-Blue DLX3-Red

1 year warranty



## FLASHING LED LIGHTS



**LDHEF-4**

4" Round: 4.3" X 1.75" – Weight: 0.5 lbs.



**LDHEF-6**

6" Oval: 6.44" X 1.9" X 2.36"

PART #	SIZE	COLORS	PRICE
LDHEF-4	4" ROUND 4.3" X 1.75"	AMBER	\$90.45
LDHEF-4	4" ROUND 4.3" X 1.75"	RED	90.45
LDHEF-4	4" ROUND 4.3" X 1.75"	BLUE	150.47
LDHEF-4	4" ROUND 4.3" X 1.75"	CLEAR	150.47
LDHEF-6	6" OVAL 6.44" X 1.9" X 2.36"	AMBER	90.45
LDHEF-6	6" OVAL 6.44" X 1.9" X 2.36"	RED	90.45
LDHEF-6	6" OVAL 6.44" X 1.9" X 2.36"	BLUE	150.47
LDHEF-6	6" OVAL 6.44" X 1.9" X 2.36"	CLEAR	150.47

1 year warranty

- Random or alternating selectable flash sequence.
- "Potted", solid-state components.
- Rated for over 100,000 hours of use.
- Low amp draw (Less than 0.8 amps).
- Protects against moisture, contaminants & voltage spikes.
- High, impact resistant, polycarbonate housing.
- Protected against shock and vibration.
- Ideal for construction vehicles, utility vehicles, DOT and municipal vehicles.
- Meets SAE J1318 and J845.
- Flash Rate: 72/min. (Quint), Voltage: 12/24V DC.
- Operating Temperature: -22 degrees F to 149 degrees F.
- Colors: Amber, Red, Clear, And Blue.

## 4" ROUND LED QUAD FLASH (STROBE) WARNING LIGHT



Part# E-940A-K Amber.....\$50.40

Part# E-940R-K Red.....\$50.40

- Kit includes Light, Open back Grommet & Double Contact Pigtail
- Available in Amber and Red
- Polycarbonate Lens & Body
- 24 Diodes
- 9V - 36V Applications
- Amp Draw: 0.38 @ 12V
- Quad Flash
- SAE J595 Class 2 on 12V Application
- Lamp Dimension: 4-1/4" Dia. x 1-3/4" H
- Light Kit Net Weight: 14.3 oz.

## OVAL LED QUAD FLASH (STROBE) WARNING LIGHT



Part# E-920A-K Amber.....\$50.40

Part# E-920R-K Red.....\$50.40

- Kit includes Light, Open back Grommet & Double Contact Pigtail
- Available in Amber and Red
- Polycarbonate Lens & Body
- 24 Diodes
- 9V - 36V Applications
- Amp Draw: 1.5 @ 12V / 0.6 @ 24V
- Quad Flash
- SAE J595 Class 2 on 12V Application
- Lamp Dimension: 6-1/2" L x 2-1/4" W x 1-3/4" H
- Product Net Weight: 2 lbs

## THE DELUXE SWITCH BOX



SB4020.....\$121.71

- Use this box to control your STARBAR, AeroStar, or Star Interceptor light bars, or any other six functions of your choice
- All switches are illuminated
- Legends are backlit for easy night usage
- One 40-amp circuit protected by a relay and self-resetting circuit breaker
- Fuses individually protect five 20-amp circuits
- Size (SB4020): L 4.5" / W 4.63" / H 2.13"
- Switching: (1) 40 amp circuit (5) 20 amp circuits
- Weight: 5 lbs.
- SB4040 features a 3-mode progressive, 40 amp(max) switch and 4-20 amp illuminated switches for a total of 7 fuse protected functions. (6"L X 4 3/4"W X 2 1/8"H)

STROBE/ROTATORS

## STAR TD93DLXT SERIES LED TRAFFIC DIRECTORS

STAR TD93DLXT Series LED Traffic Directors are designed to give you mobile, on-site traffic-directing capabilities. Made from durable extruded aluminum, these traffic directors will not warp or bend. Use them on location for road construction, accident, or roadside repairs to steer traffic away from dangerous situations and roadway hazards. The micro-processor control unit with tactile switching offers four modes with distinctive flash options. Modules "front load" for easy replacement of individual heads! Ships complete with control unit, attached wire harness (15' standard), flush mounting brackets (optional L-Brackets available), hardware, and instructions.



TD93DLXT-47-15.....\$685.25

TD93DLXTARO2-48-15.....\$1132.94



TD93DLXTARO2-S-15.....\$1416.08

### Specifications:

Size: TD93DLXT LED Stik: 2-7/32"H x 47-1/2"W x 1-1/2"D (less arrows)

Weight: TD93DLXT: 10lbs.; TD93DLXTARO: 15lbs.

Voltage: 12V DC (Available 24V DC, TD93DLXT only)

Amp Draw: TD93DLXT: 2.7 Amps (max)

TD93DLXTARO, TD93dlxtARO-S: 4.1 Amps (max)

LED Stik Length: 47 (excludes TD93DLXTARO-S)

Cable Length: 15',

Modes: Left Arrow, Right Arrow, Center Out, and Warn (Alternating)

## LED SAFETY DIRECTOR™ 3315



This LED Safety Director™ operates at 12 VDC and features 8 individual modules, each containing 42 LEDs to project high intensity warning from a compact unit. The multiple user selectable flash patterns signal traffic to avoid hazards while the LED display on the control box replicates flash pattern inside vehicle. The control box includes a 15 amp auxiliary switch to control additional lighting. Housed in rugged extruded aluminum, this bar meets SAE J595 requirements. 15' cable, control box and "L" bracket mounting kit included. 5 year warranty. Dimensions: 47.5"L x 2.3"H x 2.5"D. Control box: 7.1"L x 2.3"H x 3.6"D.

3315.....\$735.96



## WARNING LIGHT REPLACEMENT PARTS



### 4200FT .....\$57.44

For use in: SM4200  
Star: 9200S, 9400S, & 9404S  
Size: 2"W X 2.1"H



### 4215FT .....\$30.35

For use in: SM4212, SM4213, SM4215,  
& SM4216  
Star: 200 & 240  
Preco 3414, 3614, 3814  
Size: 1.3"W X 2.5"H



### 4223FT .....\$30.14

For use in: SM4223  
Star 250  
Electric Lites 800  
Size: 1.2"W X 2.6"H



### 129-BUB .....\$29.45

For use in: Star 255 Series  
Size: 2 5/8"H X 1 1/4" W



### 211200 .....\$46.50

For use in Target Tech 420200  
& 211740  
Size: 2.1"W X 3.2"H



### 211300 .....\$17.49

For use in Target Tech 220200  
& 220208  
Size: 1"W X 2.8"H



### 439411 .....\$42.56

For use in Target Tech 211680  
Size: 2.1"W X 2.4"H



### FT3864 .....\$33.11

For use in: Preco 3414, 3614,  
& 3814 before 1999  
Size: 1.4"W X 2.4"H



### H27SN12 .....\$21.06

### H35SN12 .....\$21.06

Halogen bulbs very popular in  
Whelen warning lights  
Size: .7"W X 2"H



### L2-77 .....\$15.36

For use in North American Signal  
Size: 2.7"L X .3"H



### L3-77 .....\$25.61

For use in North American Signal  
Size: 3.1"L X .3"H



### R5012BH .....\$7.31

Size: 2.5"L X 1.25"H  
Crossover: Star 795



### R6200FT .....\$15.09

For use in ECCO 6220  
Size: .8"W X 2.7"H

OEM Crossover Number:  
Linkbelt #3148681



### R6410FT .....\$10.98

For use in ECCO 6410  
Size: 1.3"W X 1.6"H



### R6501FT .....\$22.71

For use in ECCO Class II Strobes  
after 2004  
Size: 1.7"W X 1.9"H



### R6600FT .....\$22.91

For use in ECCO 6600 series  
prior to 2003  
Size: 1.1"W X 2.3"H

STROBE/ROTATORS

## SOLENOID/RELAYS

### Units feature:

- Universal mounting
- Metal case construction
- Hi-temp phenolic insulation on all terminals
- Terminal sizes: control 10/32; load 5/8-18
- Applications (engine starting, hydraulic pumps, vehicle accessories)



**24106 .....\$29.39**

Grounded 3 terminal,  
12 volt operation.  
Cont. duty: 85 amps

replaces 15-139

Maximum current, make: 85 amps. Maximum current, break: 85 amps

### Crossover Numbers:

Case: A77311, 107655C1	Prestolite: 15-296, 15-342,
Cat: 62231	15-345,
Clark: 1634120	SAS-4208, SBC-1, SBC-4201D,
Essex: 70-111225-5	SBC-4201E
Deere: AR-73144	Steiger: 22-608
JLG Ind.: 3740067	United Tech: S0-52275
Komatsu/Dresser: 07655C1	Webster Elec.: 86314
Mack: 1MR-1288, 2MR-339	
Navistar: 450842-C1	



**24059 .....\$27.27**

Insulated 4 terminal,  
12 volt operation.  
Cont. duty: 85 amps

replaces 15-132

Maximum current, make: 85 amps. Maximum current, break: 85 amps

Allis Chalmers: 4814761	Prestolite: 15-88, 15-236, 15-316,
Berret Elec.: A11467	SAS-4201
Big Joe: 020419, 020719	Prime Mover: 22226-02, 22226-
Clark: 992418	04, P20142
Essex: 70-111221-5	United Tech: S0-51173,
Hyster: 1198733, 3002952	S0-51174
Motorcraft: SWX-88	Yale: 5012703-01,
Plymouth Loc.: 33-02018	5012703-04, 502265300



**24008 .....\$27.75**

Insulated 4 terminal,  
24 volt operation.  
Interm. duty: 120 amps make  
65 amps break

replaces 15-269

Berret Elec.: A13593	Fenner Fluid Pwr: E3100207
Big Joe: 020715	Hydroelectric: 1183-24
Cat: 9F3099	Hyster: 1130189, 119392
Clark: 337670, 994278, 1613990,	Prime Mover:
1620555	22226-01, P22226
Cons'd. Diesel: 00171-0065	United Tech: S0-51181
Delco: 1115615	Webster Elec.: 85335
Essex: 70-117224-5	Yale (Eaton): 5012703-02,
	5012703-05, 65640400



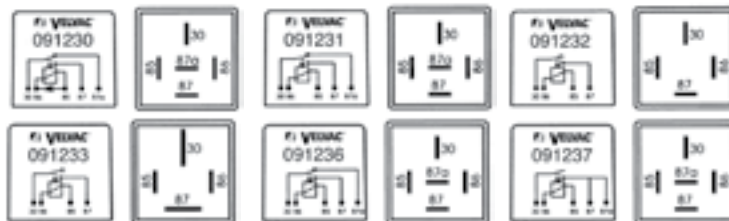
**24143 .....\$69.05**

Insulated 4 terminal, 12 volt  
operation, silver contacts, cont.  
duty: 200 amps, carry only

replaces 15-133


Typical uses: Emergency vehicles and start alls.

## VELVAC RELAYS



PART #	DESCRIPTION	VOLTAGE	AMP RATING	TERMINALS	MOUNTING TAB	PRICE
091230	Relay with Diode	12	40	5	no	\$7.52
Application: Diode eliminates voltage spikes which can occur when the relay is shut off; can run up to 30 amps continuously.						
091231*	Relay	12	40	5	yes	6.66
091232	Relay	12	40	4	yes	6.29
Application: Used to run up to 30 amps continuously.						
091236	Relay	24	20	5	yes	7.04
091237	Dual Relay	12	40	5	yes	6.68
Application: Controls two separate 20 amp accessories; also used as a single 40 amp relay.						
091233	Heavy Duty Relay	12	70	4	yes	22.16

## HEAVY-DUTY RELAY KIT



PART #	DESCRIPTION	VOLTAGE	AMP RATING	TERMINALS	MOUNTING TAB	PRICE
091235	Heavy Duty Relay Kit	12	70	4	yes	\$31.34

- Ideal for powering accessories with high voltage draws such as fog lights, power windows and fans
  - Help ensure maximum power availability to accessories and lights
  - Kit includes Heavy-duty relay, switch, switch mounting plate, 20' of 14 gauge wire and terminals
- Application: Ideal for controlling larger devices; can run up to 50 amps continuously.  
\*Replaces Velvac Part #091220

## FUSES

PART #	DESCRIPTION	PRICE (EA.)
091131	AGC 1 Amp	\$0.74
091132	AGC 2 Amp	0.45
091133	AGC 3 Amp	0.48
091135	AGC 5 Amp	0.45
091140	AGC 10 Amp	0.74
091141	AGC 15 Amp	0.30
091142	AGC 20 Amp	0.30
091143	AGC 25 Amp	0.69
091144	AGC 30 Amp	0.74
091171	SFE 20 Amp	0.33
091172	SFE 30 Amp	0.74
091173	ATC/ATO® 3 Amp	0.57
091174	ATC/ATO® 4 Amp	0.54
091175	ATC/ATO® 5 Amp	0.54
091177	ATC/ATO® 7-1/2 Amp	0.54
091180	ATC/ATO® 10 Amp	0.54
091181	ATC/ATO® 15 Amp	0.54
091182	ATC/ATO® 20 Amp	0.54
091183	ATC/ATO® 25 Amp	0.54
091184	ATC/ATO® 30 Amp	0.54



Fuses sold in boxes of 5

## SMART FUSE

Eliminate down time with Smart Glow Fuses!



**It GLOWS when it BLOWS!**

Big blade or small blade assortments available in 5, 10, 15, 20, 25 and 30 amp fuses.

#14-0000 (42 pack/big blade assrt.)	\$32.90
#15-0000 (36 pack/small blade assrt.)	\$29.64
#10-1008 (5 pack/big blade assrt.)	\$4.71
#11-1008 (5 pack/small blade assrt.)	\$5.67

When a vehicle is equipped with Smart Glow Fuses and a circuit short or surge occurs, a light atop the fuse immediately indicates which fuse needs replacing. A fuse that "glows when it blows" is an innovative alternative to old fashioned fuses that leave you guessing. In addition, these fuses help eliminate down time and have your equipment



up and running in no time! These fuses snap into place without the use of special tools and provide easy identification of blown fuses in hard-to-reach locations.

SWITCHES

## COLE HERSEE



**956-9100** .....\$28.68

Diesel ignition start switch. 4 position: fuel, off, ignition, ignition/start. 12v, 10 amp/ 10 amp/ 5 amp.



**95524-A** .....\$23.93

Keyed switch. 3 positions: off, ign, ign/start. 12v, 10 amp/ 5 amp; 24v, 5 amp/2.5 amp



**95030-A** .....\$24.26

Reversing switch. 3 position: reverse, off, forward. 12v, On reverse 10 amp, On forward 10 amp.

## POLLAK



**SK-2** .....\$20.22

Off-On-Mom.  
On 4 screw terminal  
(ignition switch for electric start gas engines with starter relays)



**25-370P** .....\$3.03

Rubber boot to help seal toggle switches against weather.



**33-402P** .....\$9.17

On-Off Push/Pull  
2 screw terminal  
2 position switch.  
15 Amp @ 12v



**34-212P** .....\$6.45

On-Off  
2 screw terminal  
2 position switch.  
Bat handle  
50 Amp @ 12v



**34-570P** .....\$4.70

Mom. On-Off  
2 screw terminal  
2 position switch.  
20 Amp @ 12v



**34-571P** .....\$3.99

On-Off  
2 screw terminal 2 position switch. For use with warning or off-road lights.  
20 Amp @ 12v



**34-572P** .....\$4.83

On-On  
3 screw terminal  
2 position switch  
20 Amp @ 12v



**34-573P** .....\$5.13

On-Off-On  
3 screw terminal  
3 position switch  
20 Amp @ 12v



**34-574P** .....\$5.63

On-Off  
4 screw terminal  
2 position switch  
20 Amp @ 12v



**34-575P** .....\$5.10

Mom. On-Off-Mom. On  
3 screw terminal  
3 position switch  
20 Amp @ 12v



**34-576P** .....\$6.66

On-On  
6 screw terminal  
2 position switch  
20 Amp @ 12v



**34-577P** .....\$6.48

On-Off-On  
6 screw terminal  
3 position switch  
20 Amp @ 12v



**34-580P** .....\$8.09

Mom. On-Off-Mom.  
On 6 screw terminal  
3 position switch  
20 Amp @ 12v



**35-306P** .....(w/chrome knob) ..... \$6.86

**35-330P** .....(w/black knob) ..... \$7.59

**35-331P** .....(w/red knob) ..... \$8.22

On-Off Push/Pull  
2 screw terminal 2 position switch.  
75 Amp @ 6-28 vdc

## MICRO SWITCH



**1NT1-1** .....\$17.76

On-Off-On  
Single pole double throw  
Three screw connections



**1NT1-7** .....\$18.33

Mom. On-Off-Mom.  
On Single pole double throw  
Three screw connections



**1NT1-3** .....\$19.37

On-On  
Single pole single throw  
Three screw connections



**1NT1-2** .....\$17.85

Off-On  
Single pole single throw  
Two screw connections



**2NT1-7** .....\$26.34

Mom. On-Off-Mom.  
On Double pole double throw  
Six screw connections

**Heavy duty switches with completely sealed switching chamber for protection against dirt and moisture.**



## POLLAK KEYED SWITCHES



**31-106P** ..... \$16.82  
4 position acc, off, ign & acc, and ign/start; MHP: Type 2 (see below)  
**Key #31-600-103 (2 keys)** ..... \$2.49



**31-196P** ..... \$14.25  
4 position acc, off, ign & acc, and ign/start; MHP: Type 4 (see below)  
**Key #31-144-101 (1 key)** ..... \$0.75  
Mustang 090-32025



**31-229P** ..... \$16.85  
4 position acc, off, ign & acc, and ign/start; MHP: Type 5 (see below)  
**Key #19564 (2 Keys)** ..... \$2.16



**31-242P** ..... \$14.96  
4 position acc, off, ign & acc, and ign/start with anti-restart. Must return to off position before it will restart. MHP: Type 4 (see below)  
**Key #31-144-101 (1 key)** ..... \$0.75



**31-322P** ..... \$19.50  
4 position acc, off, ign & acc, and ign/start with anti-restart. Must return to off position before it will restart. Case #134737 same except anti-restart. MHP: Type 5 (see below)  
**Key #31-335 (2 keys)** ..... \$3.53



**31-600P** ..... \$12.03  
Non-start switch with 3 positions: acc, off, ign/acc.  
MHP: 0.75" Diameter  
Key Style: Various



**31-601P** ..... \$10.67  
Same as Pollak 31-600 except keyed alike. Non-start switch with 3 positions: acc, off, ign/acc.  
MHP: 0.75" Diameter  
**Key #31-600-103 (2 keys)** ..... \$2.49



**31-603P** ..... \$10.31  
Non-start switch with 2 positions: off & ign/acc. MHP: 0.75" Diameter  
**Key #31-600-103 (2 keys)** ..... \$2.49



**31-604P** ..... \$9.33  
2 position, lever operated, terminal screws. Hexed back nut and knurled face nut. Bushing dia 3/4"; length 3/4"; MHP: 0.75" Diameter



**31-608P** ..... \$16.74  
Lever switch, 4 position acc, off, ign & acc, and ign/start with anti-restart. Must return to off position before it will restart. MHP: Type 2 (see below)

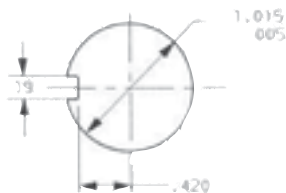


**31-610P** ..... \$13.35  
4 position acc, off, ign & acc, and ign/start with anti-restart. Must return to off position before it will restart. MHP: Type 4 (see below)  
**Key #31-144-101 (1 key)** ..... \$0.75  
Gradeall #91033317

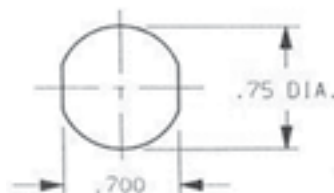


**33-107P** ..... \$24.84  
3 positions: off, ign/acc., start. Special long bushing allows mounting panels up to 1-1/4" thick. MHP: 13/16" Diameter

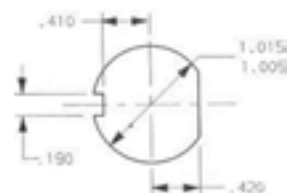
## MOUNTING HOLE PATTERNS (MHP)



Type 4



Type 2



Type 5



**11-400P** .....\$13.94  
All die-cast 4 way connectors 12 or 24 volt. Complete unit includes 11-402 plug and 11-404 socket.



**11-604P** .....\$5.96  
All die-cast 6 way plug. 12 or 24 volt.



**11-607P** .....\$9.32  
Die-cast 6 way socket, exposed terminals. 12 or 24 volt.



**11-850P** .....\$38.45  
All die-cast single pole connectors 12 or 24 volt. Complete unit includes: 11-852 plug and 11-851 socket.



**31-332P** ..... pair/\$3.60  
Pollak replacement key



**31-335** ..... pair/\$3.53  
Pollak replacement key



**31-166-001** ..... pair/\$1.38  
**31-144-101** ..... single/\$0.75  
Pollak replacement key



**83357** ..... each/\$1.11  
**83353** ..... each/\$1.32  
Corle Hersee replacement key



**24-360P** .....\$6.93  
Rated at 60 amps at 12 volts and 40 amps at 24 volts. Weather and dust proof.



**33-200P** .....\$11.34  
Brass construction. Insulated type push-button and starter horn switch. Chrome plated Bezel nut, brass washer and back-up nut. Stainless steel springs.



**52-661P** .....\$8.78  
Flat surface mounting black horn button mounting on 2 1/8" centers.



**54-115P** 15 amp .....\$3.20  
**54-120P** 20 amp .....\$3.20  
**54-125P** 25 amp .....\$3.38  
**54-130P** 30 amp .....\$3.21  
**54-140P** 40 amp .....\$3.21



**900VSM** .....\$46.50  
Heavy duty turn, flasher, and wire system. Seven wire harness. HD die cast housing. Built in hazard warning switch and warning panel light. Steering column clamp supplied.



**87943** .....\$20.84  
Hobbs Emergency Stop Large Red Button Push/Pull; Sealed Two Circuits: N/C & N/O  
20 Amp rating on 12v  
15 Amp rating on 24v



**Flaming River**  
**FR1005** .....\$108.14  
Extra heavy duty master disconnect switch. Waterproof-corrosion resistant design. 250 amps continuous/2500 amps 5 seconds 12/24v. Mounting and lockout bracket & hardware included (lock not included). Meets specifications for industrial vehicles.



**54-515P** 15 amp .....\$3.45  
**54-520P** 20 amp .....\$3.47  
**54-525P** 25 amp .....\$3.47  
**54-530P** 30 amp .....\$3.47  
**54-540P** 40 amp .....\$3.47

Includes straight mounting bracket. Single pole thermal type breakers. 12 VDC, metal base.



**51-904P** .....\$28.26  
Master disconnect switch for battery and alternator/generator field circuit. Rating: Large Studs - 180 Amps continuous Small Studs - 20 Amps continuous Large Studs - 1000 Amps intermittent replaces 51-304P



**51-927P** .....\$41.03  
Master disconnect switch. 180 amp continuous @ 12v 1800 amp intermittent @ 12v (4 seconds ON/20 minutes OFF) Silver plated 1/2"-20UNF copper studs. Use #00-ga wire size or larger for 1800 amp application replaces 51-307P



**51-916P** .....\$27.95  
Keyed master disconnect switch. 175 amp continuous @ 12v 85 amp continuous @ 24v  
**Key #31-332P** .....\$3.60/pair  
replaces 51-316P



**51-902P** .....\$28.41  
Master disconnect switch. 175 amp continuous @ 12v 85 amp continuous @ 24v replaces 51-302P

## DATCON GAUGES All models fit 2" mounting hole except as noted.



**122259**..... \$22.73  
Oil Pressure, Mechanical 0-100 PSI  
96 inch hose



**101904**..... \$36.32  
Ammeter, -60 to +60



**101910**..... \$53.98  
Volt Meter; 9-16 Volts  
**101911 (shown)**..... \$43.96  
Volt Meter; 20-32 Volts



**101883**..... \$33.78  
Oil Pressure Gauge; 0-80 PSI



**101886**..... \$33.78  
Oil Pressure Gauge; 0-100 PSI



**102225**..... \$40.96  
Oil Pressure; 0-100 Sender



**100438**..... \$34.95  
Fuel Level Sender Kit

**102224**..... \$40.63  
1/8 Oil Pressure; 0-80 Sender

**101897**..... \$41.59  
Fuel Level Gauge



**101892**..... \$33.78  
Water Temp Gauge 100-280 F



**02022-00** 1/8" Temp Sender..... \$10.22  
**02024-00** 3/8" Temp Sender..... \$10.16  
**02025-00** 1/2" Temp Sender..... \$11.18



**101895**..... \$33.78  
Oil Temp Gauge 100-280 F

## TACH/HOUR METER Requires 3 3/8" mount hole



**123345**..... \$152.25  
3000 RPM 12/24 Volt  
Alt Pulse/Mag Sensor



**71255-00**..... \$55.35  
Magnetic Sensor 3/4"  
**71544-00**..... \$53.24  
Magnetic Sensor 5/8"



**123346**..... \$152.25  
4000 RPM 12/24 Volt  
Alt Pulse/Mag Sensor

## DATCON HOUR METERS/GAUGES



**121304**..... \$35.21  
LCD Hour Meter 2" Round  
Cat# 285-9075



**121305**..... \$36.65  
LCD Hour Meter Mini Rectangular  
Cat# 300-1302



**111567**..... \$280.62  
Tachometer, Digital, Lighted  
Cat# 197-7347



**103747X**..... \$251.45  
Tachometer, Digital, Not-Lighted  
Cat# 197-7348



**02092-13**..... \$19.03  
Temp Sender, Ac2, (24) 1/2 NPTF  
Cat# 6N-5926



**117254**..... \$20.49  
Temp Sender, Ac2 (12), CU, 1/2 NPTF  
Isolated Ground, Deutsch Connector  
Cat# 244-3106

## DATCON SOLID STATE HOUR METERS

These Datcon hour meters are housed in a heavy-duty glass filled polyester case. All meters record to 9999.9 hours and are polarity protected to prevent damage if not wired properly. Operates on 12 or 24 volt DC. Two Year/2,000 hour Free Replacement of defective Datcon meter.



**100223**..... \$72.02  
2"; Clamp Mount



**100689**..... \$71.54  
2"; 3 Screw Mount

## PT12 RESETTABLE HOUR/SERVICE METER

- Simplifies maintenance scheduling of equipment, industrial vehicles, generators, and compressors
- A perfect replacement unit for your defective hour meter
- Programmable to the time shown on your defective unit
- Second display is for scheduling a regular service interval
- Whether maintenance is required every 50, 100, 200 or 250 hours or whatever service interval needed
- When your desired service interval is reached a red light will turn on to indicate service is due
- Once the service is completed you can reset the light and return the second display to 0. The new service cycle is started
- Operating voltage: 12 - 24V DC
- Features two 6-digit 7 segment LCD displays



**PT12**..... \$95.22



## FARIA GAUGES

### Water/Temp Sender



**GP8326**.....\$21.48  
Water temp 100-280  
Replaced 100182



**TS1029**.....\$5.16  
1/8" NPT temp sender  
**TS3044**.....\$8.76  
3/8" NPT temp sender  
**TS4042**.....\$10.20  
1/2" NPT temp sender  
**GY5094**.....\$8.57  
24 volt adapter kit

### Oil Gauge



**GP0829**.....\$21.48  
Oil Pressure gauge 0-80 PSI  
Replaced 101883  
**SD0003**.....\$34.91  
1/8" oil pressure sender  
**GY1099**.....\$8.57  
24 volt adapter kit




**GP0801**.....\$21.48  
Oil Pressure Gauge 0-100 PSI  
Replaced 100174  
**SD0006**.....\$34.91  
1/8" oil pressure sender  
**GY1099**.....\$8.57  
24 volt adapter kit

### Fuel Gauge



**GP0713**.....\$21.48  
Fuel level gauge  
Replaced 101897



**LS1038** 6-16" tank depth.....\$27.12  
**LS6022** 14-25" tank depth...\$34.32  
**GY1099**.....\$8.57  
24 volt adapter kit

### Tach/Hour Meter



Requires 3 3/8" mounting hole

**TD5157**.....\$114.72  
0-4000 rpm; Alternator pulsed  
12 volt. Replaced 103684  
**TC9159**.....\$112.08  
0-4000 rpm; battery Ignition  
12 volt. Replaced 103685  
**TD9135**.....\$117.84  
0-4000 rpm; magnetic sensor  
Replaced 103686  
**SD0047** Magnetic Sensor ....\$36.36

### Volt Meter



**VP0076**.....\$26.42  
12 volt meter 10-16 volts  
Replaced 101910  
**VP0129**.....\$26.42  
24 volt meter 14-32 volts  
Replaced 101911

## HOBBS HOUR METERS

Hobbs name is synonymous with hour meters. Operates from 10 to 80 volt DC. Records to 9999.9 hours



**85098-03 ..... \$44.37**  
2" Clamp Mount  
Chrome Bezel



**85097-02 ..... \$41.27**  
3 Screw Mount

## T56 SERIES LCD HOUR METER



MADE IN THE U.S.A.

- No External Power Source Required
- Vibration Activated Detection System
- Very High Shock and Vibration Specs

- W 55mm H 30mm D 10mm
- Warranty: 2 years/5,000 hours
- Display Is Always On

- High Reliability
- Solid State Electronics
- Quartz Crystal
- Total Hours



**T56A1 ROUND BEZEL MOUNT**  
(replaces T54A1) .....\$36.24

**T56C1 RECTANGULAR 2 HOLE MOUNT**  
(replaces T54C1) .....\$36.24



## MECHANICAL TEMP; 100-250 F

Mechanical Water Gauges

**OP3005 72" tube.....\$41.22**

**OP3006 144" tube.....\$42.08**

Note: The tubing used on mechanical gauges must be installed away from manifold and other hot engine components or the reading will be elevated.



## T55 RESETTABLE 110V HOUR METER

This electro-mechanical hour meter is a new design which incorporates the great accuracy found in our other products. The meter can be used for indication of machine runtime or time between service for maintenance purposes. Is durable and can operate over a wide range of temperature. Recorded data will be retained if power is lost.

**T55A2A .....\$83.37**



MADE IN THE U.S.A.

- Resettable hours
- Low power Consumption
- Data retention if power is lost
- High shock and vibration specs
- Wide operating voltage range
- High reliability
- 2" round 3 hole screws
- Warranty: 2 years/5,000 hours



## VIBRATION DAMPENER AND BRACKET

Saves gauges and hour meters from severe vibration



**M558 .....\$5.00**  
Bracket



**M3888 ..... \$11.79**  
Vibration Damper

## SERVICEMATE™ HOUR METERS

Two Year/5000 Hour Warranty



2 Screw Rectangular Mini

**SM10002** ..... **\$24.02**

10-80 VDC Operation

**SM10102** ..... **\$31.85**

110 VAC Operation



2"; Clamp Mount

**SM10010** ..... **\$24.17**

10-80 VDC Operation

**SM10110** ..... **\$31.85**

110 VAC Operation

**SM10220** ..... **\$30.96**

220 VAC Operation



2"; 3 Screw Mount

**SM10003** ..... **\$24.17**

10-80 VDC Operation

**SM10113** ..... **\$30.96**

110 VAC Operation

**SM10223** ..... **\$30.96**

220 VAC Operation



2"; Clamp Mount

**SM10011SS** ..... **\$25.76**

Stainless steel bezel

10-80 VDC Operation

### Universal Digital Tach/Hour Meter for Gas Powered Engines

**PT14** ..... **\$43.41**

For any gas engine. PT14 is programmable for engines that fire either every revolution or every other revolution.

#### Features:

Large 7 segment LCD display  
Low cost and small size  
No power required  
Solid state electronics  
Quartz crystal  
Wide operating temperature range  
High reliability  
Indicates RPMs and hours  
Easy to install  
Field programmable service interval

#### Specifications:

Capacity: 9999 hours  
RPM: 1X spark/rev 13,000 max  
2X spark/rev 24,000 max  
Character height: Large 8 mm digits  
Battery life: Internal lithium battery 35000 hours  
Operating temp.: Standard -10 C to +60 C  
(14°F to +140°F)  
Vibration: Withstands 10 to 75 Hz at 1 to 8 G's  
Resistance: Better than +/- 0.01%  
Accuracy: two hole base mount on  
Configuration: 2.50" base centers  
Size: 2 9/10" W x 1 4/5" H x 3/4" D



### Digital Hour Meter for Electric Motors

**MT101R10** ..... **\$67.46**

For AC or DC electric motors. The unit is powered by an internal lithium battery. A sensor attached at the end of a 4' cable senses the magnetic field through the motor casing. Re-settable to zero hours. A service interval can be programmed.

Extremely simple. When the motor is on, the hours icon will blink indicating the hour meter is accumulating time.



## MOUNTING BRACKETS

For use with Hour Meters or Gauges



**23944** ..... **\$3.95**

Single bracket  
2 screw mount

## PRESSURE SWITCHES



**76575-4 Hobbs.....\$13.02**

The Hobbs #76575 (4# N/O pressure switch) is typically used to activate hour meters from the engine oil pressure. Crossover: Cat #4D-4785

Other Hobbs switches available:

**76052-15 (15# N/O).....\$26.51**

**76577-4 (4# N/C).....\$18.95**

**76579-4 (4# Dual circuit) .....\$21.32**



**100450.....\$28.76**

Datcon Oil Pressure\*  
Switch, 4# Dual Circuit



**100451.....\$28.76**

Datcon Oil Pressure\*  
Switch, 15# Dual Circuit

\*250# Max PSI Operating Pressure

## VACUUM GLYCERINE FILLED GAUGE



**9691957.....\$33.29**  
(0-30 HG) 1/4" NPT  
input

## TRIDON ELECTRONIC FLASHERS

PART #	VOLTS	LAMPS	PINS	PRICE
EL-12	12V	1-10	2	\$8.99
EG-22	24V	1-6	2	10.33
EL-13	12V	1-10	3	8.99
EG-23	24V	1-6	3	13.10
EP-50	12V	1-20	2	26.82



Tridon Industrial flashers, unlike thermal flashers that generate and dissipate heat, use positive electro-mechanical relays with an electronic circuit to achieve consistent timing and minimal heat. They are designed to exceed SAE specifications J590 and J945 by a factor of 2:1.

## HOBBS ELECTRONIC FLASHERS



PART #	VOLTS	PIN	PRICE
15570-01	12V	2	\$21.30
13610-01	24V	2	21.45
15571-01	12V	3	32.18
15550-01	24V	3	23.60

Hobbs flashers are used in OEM applications for construction and agricultural equipment, also various on and off-road heavy duty uses.

## HIGH PRESSURE GLYCERINE FILLED GAUGE



PART #	PSI/KG*	PRICE
9693747	0-100	\$31.92
9693798	0-600	33.05
9693802	0-1000	31.92
9693836	0-3000	35.46
9693845	0-5000	35.46
9693853	0-10000	47.18

\*PSI reading shown.

PART #	PSI	PRICE
9767053	0-60	\$31.92
9767061	0-100	31.92
9767070	0-160	31.92
9767088	0-200	31.92
9767096	0-300	31.92
9767118	0-600	31.92
9767126	0-1000	31.92
9767150	0-3000	35.46
9748207	0-6000	36.68
9692121	0-10000	47.18

Multi-use 2.5" high pressure gauge w/1/4" NPT input. Other ranges are available.



## WIPER MOTOR REPLACEMENTS

**Need a quality replacement for your Bosch wiper motor?**



### Crossover Numbers:

BMOTOR12V = Bosch # F 006 B20 063 or F 006 B20 047 without plug  
BMOTOR24V = Bosch # F 006 B20 064 or F 006 B20 048 without plug

We now offer 12 and 24 volt wiper motors you can retrofit in place of Bosch.

### FEATURES:

- Voltage: 12V or 24V
- Speed: Low ( 33 rpm ) or High ( 51 rpm )
- Max Torque: 23 Nm

Commonly found on Off road construction equipment, Agriculture, Caterpillar, John Deere, CNH.

**BMOTOR12V 12 volt .....\$117.54**  
**BMOTOR24V 24 volt .....\$119.16**

## HIGH PERFORMANCE WIPERS

### 76 Series High performance universal wipers:

- Fits 9x3 and 9x4 hook, 1/4" and 3/16" pin, bayonet, and 13.6mm saddle arms.
- Heavy Gauged, Steel Riveted Frame
- Polymer Joints for Quiet Operation
- Natural Molded Rubber
- Aerodynamic Frame to Prevent Wind lift

### 76 Series universal wipers fit the automotive markets and 85% of the Heavy Duty market including:

- Agricultural & Construction
- Heavy Duty Truck, Bus (School & Transit)...and many more.

**NOW IN RETAIL SLEEVES!**

71-16	16" Narrow Stainless Silver Wiper Blade.....	\$7.26
71-18	18" Narrow Stainless Silver Wiper Blade.....	\$7.57
76-16	16" Universal Wiper Blade.....	\$5.07
76-18	18" Universal Wiper Blade.....	\$5.07
76-20	20" Universal Wiper Blade.....	\$5.07
76-22	22" Universal Wiper Blade.....	\$5.36
76-24	24" Universal Wiper Blade.....	\$5.36



## LINCOLN LUBE HEAVY DUTY AIR OPERATED GREASE GUN 1162

- Outstanding durability and dependability
- Patented pump design that ensures uninterrupted grease flow
- Variable-speed trigger
- Ergonomic styling provides comfort and balance
- 30" high-pressure hose with coupler and attachment clip
- Includes a combination filler nipple and bleeder valve
- Superior flow performance obtained through advanced design
- 1 year warranty

1162.....\$101.91

**LINCOLN**



### Air Operated Lubrigun Heavy Duty

917.....\$1285.05

- Fits 120 lb Drum
- Series 20 pump-air operated, 50:1, double acting
- Will dispense 45 ounces or 80 cubic inches of NGLI0-2 grease per minute at 150 psi
- Assures positive prime at even the lowest temperatures
- Drum cover design fits 120 lb. drums (16 gallon)
- Mobile base with heavy duty casters
- Complete kit also includes: 7 foot 5000 psi high pressure hose, control valve (LNC 740), follower plate, straight swivel, universal swivel and inlet air coupler. Does not include drum.



### Air Operated Grease Pump

989.....\$1144.65

For 25 - 50 lb. drum, Steel cover has three thumb screws to clamp securely to any original 25 - 50 lb. refinery container. Carrying handle provides easy portability. Follower plate assures positive prime at lowest temperatures. Cover rust-proofed and finished in Lincoln red. Bucket not included.



## LINCOLN GREASE GUNS



First choice of users everywhere.

1142.....\$31.50



Heavy duty, comfort handle.

1148.....\$39.02



Extra-heavy duty. Includes both 18" whip hose, coupler, and 6" rigid tube.

1134.....\$54.08

## PROFESSIONAL 18-VOLT POWERLUBER

### The newest addition to the battery-operated PowerLuber family

- New heavy-duty high-torque motor for superior performance in demanding work environments
- New 18-volt high-capacity battery delivers up to 10 grease cartridges
- High-strength composite body and casting provide outstanding durability without weight penalty
- Next generation "Smart Charger" for faster charge time
- 2-speed transmission provides high-volume or high-pressure output
- Dual overload protection
- Delivers the performance and quality expected from Lincoln tools
- 1 year warranty

1844 kit with 2 batteries .....	\$391.97
1842 kit with 1 battery .....	\$318.83



## LINCOLN GREASE GUNS



## GREASE GUNS



Top of the line! Includes grease gun, charger, batteries (2) and carrying case. 8 - 9 tubes dispensing capacity per battery charge.

**1444 (14.4v).....\$361.73**



Includes grease gun, charger, batteries (2) and carrying case. 2 - 3 tubes dispensing capacity per battery charge.

**1244 (12v).....\$276.90**



Same as two kits above, but with only one battery.

**1442 (14.4v).....\$294.45**  
**1242 (12v).....\$225.23**



Grease Gun Adapter Kit  
**58000 .....\$116.51**

## MODEL 5805 IMPACT FITTING CLEANER

### A time-saving alternative to fitting replacement and joint disassembly

- Clears hardened grease from fittings and joints
- Eliminates the need to disassemble joints or replace fittings
- Forces light oil through clogged lubrication points
- Includes: steel drive cylinder, hardened piston, safety shield, high-pressure hose for hard-to-access fittings, spare drive seals, Lincoln's Model 5852 coupler

**5805.....\$41.46**



## LINCOLN GREASE GUN ACCESSORIES



14.4/18V Field Charger  
Will accept 12 or 24 volt input.  
**1815A.....\$54.11**



18 volt Powerluber Battery  
**1801.....\$99.23**



Heavy Duty Hydraulic Coupler  
**5845.....\$11.55**



12 volt Powerluber Field Charger  
**1215.....\$46.32**



Whip Hose 12"  
**5812.....\$16.11**



Hydraulic Coupler Swivel  
**5848.....\$48.26**



12 volt Powerluber Battery  
**1201.....\$97.65**



Whip Hose 18"  
**5818.....\$19.43**



Slotted Coupler  
**5883.....\$8.61**



Powerlube whip hose 30"  
**1230.....\$33.93**



Needle Nozzle  
**5803.....\$10.71**



14.4 volt Powerluber Battery  
**1401.....\$98.70**



Coupler w/ locking Sleeve  
**5884.....\$17.33**



Hydraulic Coupler  
**5852.....\$6.09**



## LINCOLN RETRACTABLE AIR HOSE REELS



### Value Series Retractable Air Hose Reels

- Durable heavy-gauge, all steel construction, heavy-duty rubber air hoses
- Ease of installation with slotted mounting base for easy attachment to ceiling, walls, work benches and five position adjustable outlet roller arm
- Reliable spring-powered automatic recoil and angled hose guide for smooth, parallel hose pull-out and retraction
- Features eight position ratchet gearing to lock the reel at desired hose length
- Includes bare hose reel, 50' delivery hose and ball stop

MODEL	ASSEMBLY DESCRIPTION	INLET/OUTLET CONNECTION	MAXIMUM PRESSURE	MAXIMUM AIR FLOW	PRICE
83753	50' of 3/8" air hose	1/4" NPT	300 psi	25 cfm	\$179.40
83754	50' of 1/2" air hose	1/2" NPT	300 psi	35 cfm	\$201.83

- Advanced design provides consistent, repetitive performance with top-of-the-line features in our most popular reel
- Engineered for durability and reliability
- Low, medium, and high pressure models available
- Outdoor heavy-duty

### Fluid Reel Series (LFR)

**94354 1/2.....\$692.25**  
**94552 1/4.....\$698.10**





## ENERGIZER LITHIUM BATTERIES

For the countless electronic gadgets that you can't live without, get the latest lithium battery technology that's proven to be the world's longest lasting AA and AAA batteries in high-tech devices. Last up to 8x longer in digital cameras (versus Energizer® MAX®. results vary by camera.)



PART#	SIZE	CARTON QUANTITY	PRICE
L91	AA	4	\$3.66
L92	AAA	4	3.66
LA522	9V	12	10.34

Must purchase in carton quantity shown

## ENERGIZER INDUSTRIAL FLASHLIGHTS



- Tough polypropylene housing
- Grease / chemical resistant
- Wide switch for gloved hands

Uses 2 AA Batteries

**EN1151** .....\$5.16

(batteries not included)

Uses 2 D Batteries

**E251Y** .....\$5.55

Magnetic Mount.

Carton Quantity: 12

- Flip up hanger ring
- Shatterproof lens



Uses 2 D Batteries

**EN1251** .....\$7.83

## ENERGIZER DRY CELL BATTERIES

### Industrial label

PART#	SIZE	CARTON QUANTITY	PRICE
EN22	9 volt	12	\$2.36
EN91	AA	24	.63
EN92	AAA	24	.65
EN93	C	12	1.20
EN95	D	12	1.46



Must purchase in carton quantity shown

## MINE SAFE LIGHTS

### LED Energizer® Intrinsically Safe™ Headlight

- Class I Division I rated
- Hands-free lighting with discrete controls
- Non-slip strap stays put on hard hat or head
- Survives 13 foot drop test
- Runtime 15 hours, 75 lumens
- Water resistant, dustproof
- Runs on 3 AA batteries (not included)
- Light pivots to direct beam where needed
- Four light modes – high and low white beam, red for night vision and green for inspection work
- Flip-up lens diffuses spot to area light
- Rear mount battery pack distributes weight evenly



**MSHD3AA** .....\$91.44

### 2D LED Energizer® Intrinsically Safe™ Flashlight

- Class I Division I rated
- Impact resistant Survives 6 foot drop
- 45 Lumens
- Powered by 2 D batteries (not included)
- Built-in carabiner belt clip
- Easy to use push button switch
- Oil and grease resistant body
- Waterproof and dustproof
- Runtime 70 hours for MS2DLED




**MS2DLED** .....\$36.14

### 2AALED Energizer® Intrinsically Safe™ Flashlight

- Class I Division I rated
- Impact resistant Survives 6 foot drop test
- Powered by 2 AA batteries (not included)
- 30 lumens
- Easy to use push button switch
- Oil and grease resistant body
- Waterproof and dustproof
- Runtime 20 hours for 2AALED
- Built-in carabiner belt clip



**MS2AALED** .....\$19.86





## G750 .75A 6V & 12V MULTI-PURPOSE BATTERY CHARGER

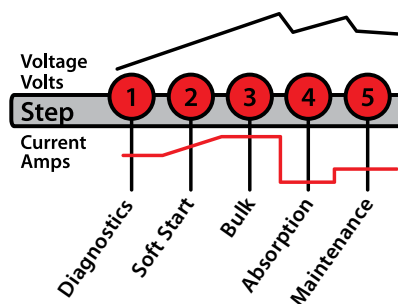
The G750 is a smart, 5 Step, fully automatic switch-mode battery charger and maintainer.

The G750 is best for small battery applications from 1.2-30Ah, such as charging your Motorcycle, ATV, Jet Ski or Snowmobile. In addition to charging, the G750 can effectively maintain any 6V or 12V batteries in larger applications.

- 6V/12V Compatibility: Charges 6V and 12V batteries
- Auto-memory: Returns to last selected mode when restarted
- Fully Interactive: Automatically adjusts itself to changing current needs
- Designed for Safety: Reverse polarity, short circuit, open circuit, spark proof, overheat, overcurrent, and overcharge
- Multiple Battery Chemistry: Safely charges Wet, Gel, MF, and AGM batteries
- Extendable Connectors: Plug-n-play connectors for easy accessory changes
- HF/HE Switch Mode Design: High-frequency, high-efficiency for a lightweight, compact charger
- Rapid Charging Technology: Charges batteries 2X faster than traditional linear battery chargers

- Variable Input Compensated: 100% full charge even with varying A/C input voltages
- Abnormality Protection: Automatically shuts "off" if charger remains in Bulk charge mode for an extended period of time
- 5 YEAR LIMITED WARRANTY

G750 .....\$33.05 each



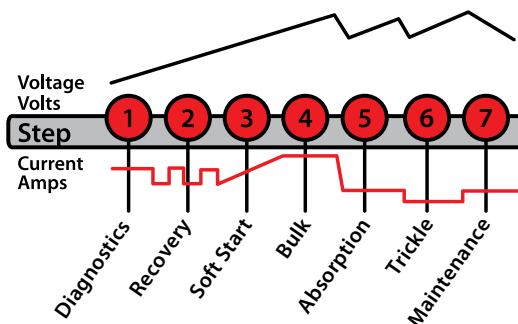
## G1100 1.1A 6V & 12V MULTI-PURPOSE BATTERY CHARGER

The G1100 is a smart, 7 Step, fully automatic switch-mode battery charger and maintainer. The G1100 is best for small battery applications from 2.2-40Ah, such as charging your Motorcycle, ATV, Jet Ski or Snowmobile. In addition to charging, the G1100 can effectively maintain any 6V or 12V batteries in larger applications.

- 6V/12V Compatibility: Charges 6V and 12V batteries
- Auto-memory: Returns to last selected mode when restarted
- Fully Interactive: Automatically adjusts itself to changing current needs
- Designed for Safety: Reverse polarity, short circuit, open circuit, spark proof, overheat, overcurrent, and overcharge
- Multiple Battery Chemistry: Safely charges Wet, Gel, MF, and AGM batteries
- Extendable Connectors: Plug-n-play connectors for easy accessory changes
- HF/HE Switch Mode Design: High-frequency, high-efficiency for a lightweight, compact charger
- Rapid Charging Technology: Charges batteries 2X faster than traditional linear battery chargers
- Variable Input Compensated: 100% full charge even with varying A/C input voltages
- Abnormality Protection: Automatically shuts "off" if charger remains in Bulk charge mode for an extended period of time

- Recovery Mode: Recovers deeply discharged & sulphated batteries with pulse charging
- Cold/AGM Mode: Optimized charge mode for cold weather or AGM batteries
- 5 YEAR LIMITED WARRANTY

G1100 .....\$47.40 each



## CHARGING STEPS

**STEP 1 Diagnostics:** Checks the battery voltage to make sure battery connections are good and the battery is in a stable condition before beginning the charge process.

**STEP 2 Recovery:** Initializes the recovery process, if needed, for deeply discharged or sulfated (desulfation) batteries by pulsing small amounts of current.

**STEP 3 Soft Start:** Begins bulk charging process with a gentle (soft) charge.

**STEP 4-7 Bulk:** Continues using Max Rate, High Rate, Medium Rate and Low Rate charges and returns 80% of battery capacity, indicated by the 25%, 50% and 75% CHARGE LEDs.

**STEP 8 Absorption:** Brings the charge level to 90%. The battery charger will deliver small amounts of current to provide a safe, efficient charge and limit battery gassing.

**STEP 9 Trickle:** Battery is fully charged and ready to use, indicated by the 100% CHARGE LED being a solid Green. In this step, the battery charger will only deliver enough current to keep the battery full. If the battery tells the charger that more current is needed, the battery charger will switch to Maintenance.

**STEP 10 Maintenance:** Continuously monitors the battery voltage to determine if a Maintenance charge should be initiated. If the terminal voltage falls below 12.8V (12V) and 25.6V (24V), the charger will start the Maintenance cycle until voltage reaches 14.4V (12V) and 28.8V (24V) and then discontinues the charge cycle. The cycle between Trickle and Maintenance is repeated indefinitely to keep the battery at full charge, without overcharging. The battery charger can be left connected indefinitely.

**STEP 11 13.6V Supply:** Used for low voltage batteries, maintenance charging or as a power supply.

**STEP 12 13.6V Equalization:** Used to provide an equalization charge by delivering a constant voltage of 13.6V.

**STEP 13 Silent Night:** Used to provide quiet operation by reducing the charging current to 5A (5000mA) and disabling the internal cooling fan.

**STEP 14 16V Boost:** Used to recover battery capacity from a stratified (sulfated) battery by applying a specialized high 16.5V (17V Max) voltage to soften and melt down sulfate from the battery plates so that the material becomes usable again.

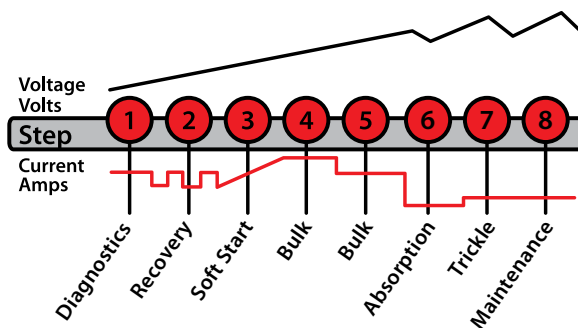
**STEP 15 32V Boost:** Used to recover battery capacity from a stratified (sulfated) battery by applying a specialized high 33V (34V Max) voltage to soften and melt down sulfate from the battery plates so that the material becomes usable again.

## G3500 3.5A 6V & 12V MULTI-PURPOSE BATTERY CHARGER

The G3500 is a smart, 8 Step, fully automatic switch-mode battery charger and maintainer. The G3500 restores batteries to their original capacity, recovers slightly sulfated batteries, charges batteries in cold climates, rescues drained batteries and provides maintenance charging to increase battery life. A versatile battery charger that provides charging modes for both large and small batteries from 1.2-120Ah.

- 6V/12V Compatibility: Charges 6V and 12V batteries
- Auto-memory: Returns to last selected mode when restarted
- Fully Interactive: Automatically adjusts itself to changing current needs
- Designed for Safety: Reverse polarity, short circuit, open circuit, spark proof, overheat, overcurrent, and overcharge
- Multiple Battery Chemistry: Safely charges Wet, Gel, MF, and AGM batteries
- Extendable Connectors: Plug-n-play connectors for easy accessory changes
- HF/HE Switch Mode Design: High-frequency, high-efficiency for a lightweight, compact charger
- Rapid Charging Technology: Charges batteries 2X faster than traditional linear battery chargers
- Variable Input Compensated: 100% full charge even with varying A/C input voltages
- Abnormality Protection: Automatically shuts "off" if charger remains in Bulk charge mode for an extended period of time
- Recovery Mode: Recovers deeply discharged and sulphated batteries with pulse charging
- Cold/AGM Mode: Optimized charge mode for cold weather or AGM batteries
- 5 YEAR LIMITED WARRANTY

G3500.....\$66.61 each



## NOCO 10' EXTENSION CABLE




Extend the reach of your NOCO Genius battery charger and accessories with the GC004 10' Extension Cable. With Quick Connect connectors on both ends, connecting the 10' Extension Cable is simple. Using this accessory may increase the battery charger time. Not compatible with the G26000.

GC004.....\$13.01

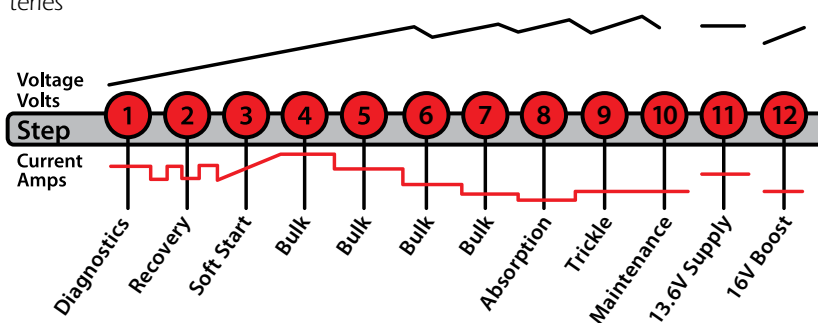
## G7200 7.2A 12V & 24V MULTI-PURPOSE BATTERY CHARGER

The G7200 is a smart, 12 Step, fully automatic switch-mode battery charger and maintainer. The G7200 restores batteries to their original capacity, recovers slightly sulfated batteries, charges batteries in cold climates, rescues drained batteries, and provides maintenance charging to increase battery life. A powerful battery charger with specialized charging modes for recovering severely drained batteries that will not accept a normal charge. Suitable for most 12V and 24V battery capacities from 14-230Ah.



- 12V/24V Compatibility: Charges 12V and 24V batteries
- Auto-memory: Returns to last selected mode when restarted
- Fully Interactive: Automatically adjusts itself to changing current needs
- Designed for Safety: Reverse polarity, short circuit, open circuit, spark proof, overheat, overcurrent, and overcharge
- Multiple Battery Chemistry: Safely charges Wet, Gel, MF, and AGM batteries
- Extendable Connectors: Plug-n-play connectors for easy accessory changes
- HF/HE Switch Mode Design: High-frequency, high-efficiency for a lightweight, compact charger
- Rapid Charging Technology: Charges batteries 2X faster than traditional linear battery chargers
- Variable Input Compensated: 100% full charge even with varying A/C input voltages
- Abnormality Protection: Automatically shuts "off" if charger remains in Bulk charge mode for an extended period of time
- Recovery Mode: Recovers deeply discharged & sulphated batteries with pulse charging
- Cold/AGM Mode: Optimized charge mode for cold weather or AGM batteries
- 16V Boost Mode: Helps recover deeply discharged or sulphated batteries
- 13.6V Supply Mode: Charge mode for maximizing battery capacity, reviving low voltage batteries & can act as a power supply
- 5 YEAR LIMITED WARRANTY

G7200.....\$110.72 each



## PRIORITY START

**Auto detects low voltage and automatically disconnects the battery.**

- Operates only when accidental deep discharge of vehicle [auto] or marine batteries are taking place
- Provides automatic starting assurance for safety, cost savings, security, and convenience.
- Monitors battery voltage and automatically disconnects any undesired drain on your battery as the voltage reduces, when the engine is not running
- It is a battery disconnect switch
- Disconnect threshold is factory set at 11.7V for 12V systems and 23.5V for 24V systems
- To operate headlight switch, step on brake pedal, or any other electrical accessory and it automatically reconnects
- Fully automatic engine starting protection for your car or boat
- Maximizes battery life preventing electrical damage
- Saves money, time, and exposure to dangerous situations
- Can also be utilized on vehicles with an electrical short
- Designed for just about all 12 or 24 volt configurations
- Unit can only be used with Class 1 - 6 vehicles with a maximum of 1,000 peak starting amps; rated at 250 continuous amps



PSI-12V-PROMAX 12 volt operation ..... \$124.71



PSI-24V-PROMAX 24V operation..... \$130.56



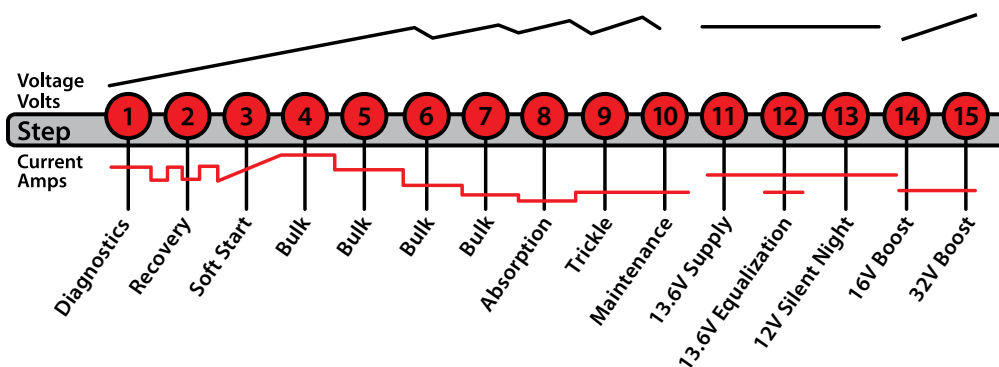
## G26000 26A 12V & 24V MULTI-PURPOSE BATTERY CHARGER

The G26000 is a smart, 15 Step, fully automatic switch-mode battery charger and maintainer. The G26000 restores batteries to their original capacity, recovers slightly sulfated batteries, charges batteries in cold climates, rescues drained batteries, and provides maintenance charging to increase battery life. A powerful battery charger with specialized charging modes for recovering severely drained batteries that will not accept a normal charge and the ability to perform an equalization charge. The G26000 comes equipped with a remote temperature probe for optimized charging performance. Suitable for most 12V and 24V battery capacities from 25-500Ah.



- 12V/24V Compatibility: Charges 12V and 24V batteries
- Auto-memory: Returns to last selected mode when restarted
- Fully Interactive: Automatically adjusts itself to changing current needs
- Designed for Safety: Reverse polarity, short circuit, open circuit, spark proof, overheat, overcurrent, and overcharge
- Multiple Battery Chemistry: Safely charges Wet, Gel, MF, and AGM batteries
- Extendable Connectors: Plug-n-play connectors for easy accessory changes
- HF/HE Switch Mode Design: High-frequency, high-efficiency for a lightweight, compact charger
- Rapid Charging Technology: Charges batteries 2X faster than traditional linear battery chargers
- Variable Input Compensated: 100% full charge even with varying A/C input voltages
- Abnormality Protection: Automatically shuts "off" if charger remains in Bulk charge mode for an extended period of time
- Recovery Mode: Recovers deeply discharged & sulphated batteries with pulse charging
- Cold/AGM Mode: Optimized charge mode for cold weather or AGM batteries
- 16V and 32V Boost Mode: Helps recover deeply discharged or sulphated batteries for 12V & 24V
- 13.6V Equalization and Supply Mode: Charge mode for maximizing battery capacity, reviving low voltage batteries & can act as a power supply
- Calcium Mode: Charge mode designed for calcium batteries
- Silent Night Mode: Disables the charger's internal fan for quiet nighttime operation

**G26000 ..... \$320.01 each**



## ENERGIZER HEADBAND LAMPS

- Adjustable beam and band
- Shatterproof lens and reflector
- Uses 3 AAA Batteries

**HD33A1EN ..... \$22.35**

Two white LEDs / One Infra-Red LED  
(50 Hours expected life) (batteries included)



## CB RADIOS / ACCESSORIES



**uniden**  
**PRO510XL** .....\$65.10  
**12+ pcs** .....\$62.24

One of the most popular CB radios on the market.



**Cobra**  
**19 DX IV** .....\$70.07 each  
 Compact CB radio offers Instant Channel 9 and 19, RF Gain and Illuminated LCD Display, PA operation all in a compact design!  
 ■ Compact design  
 ■ Four Pin Screw-On Mic Connector  
 ■ Squelch Control  
 ■ Combination S/RF Meter  
 ■ CB/PA Screw-On Mic Microphone



**29LTDBT** .....\$249.21  
**WITH BLUETOOTH!** Front panel mike connector, antenna warning indicator, SWR calibration, delta tune to clarify incoming signals, squelch control, RF signal strength meter, large digital channel indicator and receive / transmit indicator.



**29WXNWST** .....\$222.90  
 Similar to Cobra 25LTD. Includes 7 weather channels and a fully illuminated display. Sound tracker system to reduce unwanted noise. Emergency weather alert tone, front panel mike connector, RF signal strength meter. Large digital channel indicator and receive / transmit / weather indicator.

**29LTD** .....\$167.22  
 Front panel mike connector, antenna warning indicator, SWR calibration, delta tune to clarify incoming signals, squelch control, RF signal strength meter, large digital channel indicator and receive / transmit indicator.



**25LTD** .....\$138.17  
 Features include front adjusting controls and a 9' microphone cord that connects on the front panel. A very popular model.

## RADIOS



**722CA AM/FM CD** .....\$143.96  
 Boss AM/FM in-dash receiver & CD player, ISO-DIN mounting, power output 50W X 4CH, replaces CD-3125R

**BOSS**  
 AUDIO SYSTEMS

## HEADSETS

**Cobra Deluxe Headset**  
**CBTH1** .....\$92.63

Talk Time 8 hours / Standby Time 250 hours. The Cobra Deluxe Bluetooth(R) headset is ideal for noisy work environments because of its T5 Sonance Noise Cancellation Technology. The Cobra Deluxe headset features T5 Sonance Noise Cancellation Technology, wearable on either ear, crystal clear call quality, 1 touch on/off button, very light weight, LED status indicator, Bluetooth v2.0, and easy pairing.



## SPEAKERS / ANTENNAS



### MR50 Marine Speakers (white).....\$39.47

One pair of speakers with mounting hardware  
20 oz magnets  
75 watts RMS  
Mounting depth of 2 1/4"  
Water resistant construction



### AVA6200 Boss Box Speaker.....\$36.44

- Elements - 3-Way
- Function - Tweeter, Mid-Range
- Peak Power Handling - 80 watt
- Frequency Respond - 100 Hz - 20,000 Hz
- Sensitive - 90 dB
- Impedance - 4 ohm
- 7 3/8"W x 4"H x 4 7/8" D



### CBEM4.....\$14.85

Replacement microphone  
for most Uniden and  
Cobra CBs



### VS2.....\$13.50

5 watt, 4" economy model,  
extension speaker.



### TH55FP.....\$20.15

5" black plastic PA horn,  
12W, 8 ohm, 10' speaker  
cord, 3.5mm plug



### HGS300.....\$29.37

Cobra 15W External PA  
Speaker



### 1C-100S.....\$32.16

Hustler 42" magnetic  
mount antenna



### JBC101.....\$26.66

ProComm 9"  
Rubber Duck  
magnetic antenna  
w/3" magnet & 10'  
coax cable



### JBC404.....\$19.50

Optional spring for  
TS821 styles



### TS821-2B.....\$28.80

2' single fiberglass  
mirror mount kit w/9'  
coax cable

### TS821-4B.....\$31.20

4' single fiberglass  
mirror mount kit w/9'  
coax cable



### SP1305.....\$12.95

- AM/FM Rubber Antenna
- Flexible Rubber 16" Mast
- Adjustable Universal Spring  
Mounted Base
- 60" Shielded Cable with plug
- Rugged Heavy Duty Design

## SIREN / SPEAKER



### 30.2100 Siren Full Feature .....\$384.09

- Eight operational modes.
- Tap and air horn features are horn-ring adaptable.
- Intersection mode alternates the yelp, phaser and air horn tones.
- Powder-coated steel housing with an illuminated faceplate has a rotary switch for mode selection; three push-button switches for air horn, phaser, & intersection features; an on /off dial with adjustable volume control; and a noise-canceling PA microphone.
- Powers one 100 watt RMS speaker with an 11 ohm impedance. (Speaker sold separately.)
- Solid-state electrical components.
- Engineered to withstand high voltage spikes, reverse polarity and short circuits.

Specifications: 12 volts, 100 Watts  
Average Current Draw: 10 Amps  
Dimensions: 2 1/4" H x 6" W x 6 1/2" D  
2 year warranty



### 30.2104 Under Cover Siren.....\$206.51

- Wail, yelp, phaser and air horn tones
- Remote double switch with center-off rocker switch for wail and yelp tones plus center-off momentary rocker switch for phaser and air horn sounds
- Control switches mount discreetly under dash
- Compact amplifier conveniently fits in remote locations
- Advanced design stays cooler to the touch
- Powers one 100 watt RMS speaker with an 11 ohm impedance. (Speaker sold separately.)

Specifications: 12 volts, 100 Watts  
Average Current Draw: 10 Amps  
Dimensions: 2 3/8" H x 4 3/8" W x 5 3/8" L - amplifier  
2" H x 2" W x 1 3/4" D - switch  
2 year warranty



### 30.0215P Concealed 100w speaker plastic.....\$216.53

### 30.0215M Concealed 100w speaker metal.....\$241.10

- Works with any 100 Watt siren
- High efficiency output
- Metal or ABS plastic scoop
- Lighter weight aluminum driver housing
- Standard mounting bracket permits full-axis orientation
- Other brackets available for an additional charge

Specifications:  
Power Rating: 100 Watts  
Frequency Range: 180 - 7000 Hz  
Impedance: 11 ohms at 1 Khz  
Dimensions: 4 1/2" H x 10 3/8" W x 4 1/4" D / 7 lbs.  
2 year warranty



## GOPOWER INVERTERS **Modified Sine Wave Inverters**

### 12 VOLT DC INPUT/110VAC OUTPUT INVERTERS

PART #	DESCRIPTION	CONTINUOUS OUTPUT	SURGE	PRICE
GP-175	175 GOPOWER	175w	210w	\$31.50
GP-300	300 GOPOWER	300w	400w	42.00
GP-600	600 GOPOWER	600w	860w	79.80
GP-1000	1000 GOPOWER	1000w	1300w	165.90
GP-1750	1750 GOPOWER	1750w	2100w	365.40
GP-3000HD	3000 GOPOWER	3000w	3600w	520.80



GP-175

### 12 & 24V INPUT 110VAC OUTPUT PURE SINE WAVE INVERTERS

PRINT #	DESCRIPTION	CONTINUOUS OUTPUT	SURGE	INPUT VOLTAGE	PRICE
GP-SW300-12	12 VOLT GOPOWER	300w	450w	12VDC	\$231.00
GP-SW300-24	24 VOLT GOPOWER	300w	450w	24VDC	231.00
GP-SW1000-12	12 VOLT GOPOWER	1000w	2000w	12VDC	543.90
GP-SW1000-24	24 VOLT GOPOWER	1000w	2000w	24VDC	543.90
GP-SW1500-12	12 VOLT GOPOWER	1500w	2000w	12VDC	724.50
GP-SW1500-24	24 VOLT GOPOWER	1500w	2000w	24VDC	724.50



GP-300



GP-1750



GP-1000



GP-600

## AC/DC INVERTERS

- Perfect for home, shop and hobbyist
- Output 13.8V DC
- Powers cellular phones, 12V DC CB Radios, scanners, HAM radios, autosound systems
- Screw terminal connectors
- Electronic overload & thermal protection
- Fuse protected
- LED condition indicators
- Heavy duty cabinet & heatsink with anti-skid rubber feet



**PS12KX.....\$103.26**

- Input: 115V AC, 60Hz, 250 Watts
- 10 AMP constant/12 AMP surge
- LED condition indicators
- Dimensions: 7.48"L X 4.92"W X 3"H



**PS9.....\$61.74**

- Input" 115V AC, 60Hz, 70 Watts
- 5 AMP Constant / 7AMP Surge
- Convenient Cigarette Lighter Plug lets you power ANYTHING that will run off a 12V car cigarette lighter
- Short circuit & thermal connectors
- Dimensions: 7.48"L X 4.92"W X 3"H

## LINEAR DESIGNED 24V-12V DC CONVERTER (FOR USE WITH CB RADIOS)



**SMCB.....\$70.60**

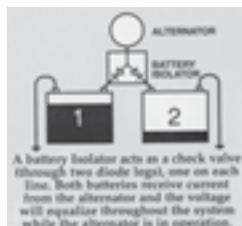
Input Voltage: 18-30v DC  
 Output Voltage: 13.8 VDC  
 +/- .35 VDC  
 Output Current: 3.0A (full load)  
 Current Limiting: 3.0A  
 Load Regulation: .20VDC  
 Output Ripple: <.03VDC  
 Weight: 1 lb.  
 Dimensions:  
 5" L x 2 1/2" H x 2 1/4" W  
 Two year limited warranty

The linear design greatly reduces the chance of radio interference on CB radios. All CB radios are highly susceptible to noise interferences. Such interference can be emitted from "switching" regulated converters. The SMCB should only be used on CB radios. All other applications should use the SM2412 "switching" style converter.

## COLE HERSEE BATTERY ISOLATORS

Isolates each battery circuit to allow each battery to discharge and charge according to its own requirements. One #10 stud terminal and three 5/16" stud terminals. For 12-36 volt DC negative ground electrical systems Solid State Electronics

**48122 for 140 AMP Alternator.....\$173.30**  
**48162 for 200 AMP Alternator.....\$214.80**



# DC/DC CONVERTERS

## DC/DC CONVERTERS

ServiceMate™ heavy duty DC to DC converters have an extended input range. Designed for use on 24v, 36v, 48v equipment to enable use of standard 12 volt Lights, Radios, Cell Phones, Two-Way Radios and Computers. Less than 40 mv p-p ripple. Output voltage: 13.5/13.9 (will not vary out of this range).

- Made in the USA!
- Plus built-in spike filter!
- Features an added 5th wire for ignition on/off sensing, less than 4 ma draw if "off."

Max input spike durations: 100VDC for one minute – transients above 100V limited to 1500W peak pulse power for 1ms, repetition rate (duty cycle) <0.01%




**SM2412-15**  
**\$230<sup>72</sup>**

State of the Art 15 amp  
DC/DC Converter



### COMMON FEATURES OF ALL SM2412 MODELS:

- Weather Proof
- Vibration Resistant
- Switched Voltage Regulation
- High Efficiency
- Short Circuit Protected
- Thermal Protected
- Soft Start (for starting inductive loads)
- Reverse Voltage Protection
- Input and Output Filtering
- Two Year Limited Warranty



**SM2412-2.5**  
**\$73<sup>36</sup>**



**SM2412-5**  
**\$139<sup>87</sup>**



**SM2412-10**  
**\$152<sup>15</sup>**

MODEL #	OUTPUT CURRENT (full load)	INPUT CURRENT (no load)	LOAD REGULATION	DIMENSIONS L" X H" X W"	UNIT WT. LBS.	PRICE
SM2412-2.5	2.5A	20ma/80ma	.015/.250VDC	2-1/2 x 2-1/4 x 3-5/8	0.85	\$73.36
SM2412-5	5A	80ma/150ma	.015/.250VDC	4 x 2-1/4 x 3-5/8	1.4	139.87
SM2412-10	10A	100ma/200ma	.015/.250VDC	5 x 3 x 4-5/16	2.7	152.15
SM2412-15*	15A	30ma/40ma	.030/.200VDC	6-1/4 x 2 x 4-1/4	3.2	230.72
SM2412-25*	25A	100ma/200ma	.015/.200VDC	8 x 2-3/4 x 5-1/2	6.0	294.02



**SM2412-25**  
**\$294<sup>02</sup>**

\*Note: The SM2412-25 and SM2412-15 are the only models actually designed for use on electrical vehicles with re-generative braking. Re-generative braking develops tremendous voltage spikes that will cause failure to the SM2412 (-2.5, -5, & -10) converters unless an appropriate noise/spike filter (ie: SM480-20) is installed. Failure of converter due to lack of using an appropriate noise/spike filter on an electric vehicle equipped with re-generative braking will void the factory warranty.

## NOISE / SPIKE FILTERS

Remove noise and suppress voltage spikes that may otherwise damage or interfere with normal operation of video, radio equipment, and DC to DC converters.

PART#	INPUT MIN/ MAX	FULL LOAD 100%	CURRENT 50%	MAX INPUT 20 micro sec. 400v for 10ms	MAX CLAMPING VOLTAGE	EFFICIENCY	DIMENSIONS L X H X W"	WT.	PRICE
SM480-8	4-60VDC	8 A	16 A	1000V	135VDC@ 5 A	96%	4 x 2.25 x 1.5	9.1 oz.	\$39.04
SM480-20	4-60VDC	20 A	30 A	1000V	135VDC@ 10 A	97%	4.75 x 2 x 2.5	1 lb.	61.01



## VELVAC MIRRORS

West Coast Mirror Heads - 7" x 16"



- Flat design.
- Angle back design with frame.
- 1/8" polished silvered glass.
- Polished stainless steel housings.
- 5/16" plated hardware.
- Over 93 square inches of flat viewing area.
- Imported

**705333** ..... **\$23.91**

- Convex design.
- Angle back design with frame.
- 1/8" polished silvered glass.
- Polished stainless steel housings.
- 5/16" plated hardware.
- Over 64 square inches of flat viewing area.
- Over 26 square inches of convex viewing area.

**705334** ..... **\$29.13**



## DURABALL SPOT MIRROR

- DuraBall mirror mounting and positioning system features a non-corrosive nylon ball joint with locking "L" bracket to provide smooth, long lasting operation (mirror must be loosened prior to repositioning).
- Stainless steel.
- 8 1/2" convex mirrors.



▪ Center Mount  
**708441** ..... **\$28.47**



▪ Offset Mount  
**708444** ..... **\$28.47**

## BLIND SPOT MIRRORS



▪ 5" SS Convex  
▪ Center Mount  
**708520** ..... **\$7.38**



▪ 6" SS Convex  
▪ Center Mount  
**708515** ..... **\$9.68**



## ACME SPECIALTY HEAVY DUTY MIRRORS



4" X 12" Convex Mirror w/Bracket  
**AT74981.....\$72.45**  
 Deere #AT74981



8" X 12" Convex Tempered Mirror with 5/8" Clamp Hardware  
**1409.....\$50.40**  
 Cat #209-9564  
 Komatsu #08174-33023



16" X 24" Convex Tempered Mirror (16.85" distance between brackets)  
**1467.....\$193.20**  
 Great for large mining trucks



8" X 16" Convex Tempered Mirror (16.85" distance between brackets)  
**2295.....\$77.70**  
 Cat #5P-6876



7" X 7" Convex Mirror with Stud Mount  
**2300.....\$39.90**  
 Cat #5P-6872



4" X 16" Convex Tempered Mirror (16.85" distance between brackets)  
**2340.....\$68.25**  
 Cat #5P-6875



10" X 16" Convex Mirror (16.85" distance between brackets)  
**2670.....\$100.80**  
 Caterpillar #5P6879  
 Terex #15021113  
 VME #E4063094



8" X 17" Tempered Mirror (16.85" distance between brackets)  
**2672.....\$73.40**  
 VME #E4063088



6" X 16" Convex Tempered Mirror (16.85" distance between brackets)  
**2683.....\$70.35**  
 Cat #5P-6871



8" X 17" Tempered Mirror (two 3/8"-16 thread studs for mounting between brackets of approximately 16.25" distance)  
**2746.....\$70.35**  
 Cat #6V-6962

## DUAL TONE ELECTRIC HORN



**97779-04** ..... **\$28.25**  
One high tone/one low tone horn  
12v operation

## 12V ELECTRIC TRUMPET HORN



**75520** ..... **\$168.20**  
Dim: 18" L x 7 1/2" W x 4 3/4"  
115 DB @ 1 meter  
8 amps

## HORN GUARD



**61490** ..... **\$15.41**  
Chrome plated metal guards (4" horn guard) with snap on design. Keeps debris out of projectors. Two required per Fultone twin air horns.

## UNIVERSAL BUZZERS



**4099 (12v)** ..... **\$18.12**  
**40151 (24v)** ..... **\$23.67**  
To be used for audible warning of low pressures, door open, lights on, etc. Size: 1 7/32"L x 2 1/2"W x 2 17/32"H

## HIGH FREQUENCY VIBRATOR HORNS FOR INDUSTRIAL/COMMERCIAL APPLICATIONS

**DH12V 12v 4.0 amps** ..... **\$14.25**  
**DH24V 24v 3.0 amps** ..... **\$18.00**  
**DH36/48V 36V/48V 2.0 amps** ..... **\$33.75**  
**DH72/80V 72V & 80V 1.0 amp** ..... **\$19.42**

Dimensions: Dia: 4-1/2"; Depth: 2-5/8"  
Frequency (hz): 335  
DB Rating @ 4": 134



## FIAMM-SIGNALTONE AIR HORNS

Fultone air horns offer quality and performance at an attractive price. Used as an industry standard on many original equipment trucks and tractors, are also designed to withstand the most rugged conditions for on or off highway vehicles.

Fultone Series: for HD trucks, tractors, construction & industrial use

<b>62010 Silver Painted</b> .....	<b>\$92.40</b>	128 db @ 30" @ 70 PSI
<b>62200 Stainless Steel</b> .....	<b>\$99.36</b>	128 db @ 30" @ 70 PSI
<b>62330 w/12v Compressor Kit</b> .....	<b>\$142.08</b>	118 db @ 30"

Dimensions: 16" x 7 1/2" x 4 1/8"; Bell Diameter: 3 3/4"; Frequency: 360/420



## 12 & 24 VOLT ELECTRIC COMPRESSOR KITS

Includes Compressor, 8' tubing, horn button and 10' wire. Easy installation. Provides instantaneous air supply. If used with 62010 or 62200, it will provide a lower output of 114 db @ 30".

<b>08110 Compressor Kit (12v)</b> .....	<b>\$43.74</b>
<b>08210 Compressor only (12v)</b> .....	<b>\$26.13</b>
<b>08115 Compressor Kit (24v)</b> .....	<b>\$47.63</b>
<b>08215 Compressor only (24v)</b> .....	<b>\$30.12</b>



## NYLON AIR HORN VALVES

Inlet is 1/8" NPT and accepts from 1/4" to 3/8" tubing and fitting. Outlet is 1/8" NPT 24" braided steel lanyard is enclosed in heavy nylon clear coating. Overall dimensions: L 3 1/2" x W 1" x H 1". Outlet for Fultone direct mounting is 7/16" 24 thread.



**08730** ..... **\$27.95**  
Installation kit for Fultone series. Includes valve and lanyard 8" tubing and fitting.

**08700** ..... **\$19.26**  
Valve and lanyard only for Fultone.

## AIR COMPRESSOR & TRAIN HORN

**Turbo Air Compressor & Tank system.**  
**Heavy duty compressor and tank system**  
**for High pressure air/train horns.**

### COMPRESSOR

Designed with a special 5.5 liter extended tank.  
 Compressor auto: ON-80 psi/OFF 110 PSI  
 12 volt operation at 12 amps  
 Tank size: 18L X 5W X 5 ¾ H  
 Compressor size: 6L X 3 ½ W X 5H  
 Fitting type ¼" Air Hose  
 6 month warranty

**46140** .....\$331.64

### ECONOMY AIR HORN

120 DB  
 Die Cast Trumpets  
 Steel Brackets  
 30 day warranty  
 Light duty applications  
 15 ¾ L X 12 W X 11 ½ T

**46129** .....\$151.86

### DELUXE AIR HORN

155 db  
 Brass Trumpets  
 Stainless Steel Brackets  
 Heavy duty applications  
 18 ½ X 14 X 13 ½  
 6 month warranty

**46116** .....\$274.28



## UNISPEC II™ SPECTACLES SAFETY GLASSES

- One-piece, polycarbonate clear uncoated lens
- Wrap-around protection
- CE approved
- Meets CSA Z94.3 high impact and sideshield requirements



**3000285** .....\$2.21

## FOAM EAR PLUGS

Soft foam conforms to the ear.  
 Tapered shape for easy insertion.  
 Comfortable design for extended wear. Individually wrapped, one pair per bag.  
 Hygienic – single use plugs. NRR 32



(sold by box of 200 pair only)

**67210** .....\$29.21 per box

## AMEREX FIRE EXTINGUISHERS



All models are metal head units built to withstand the abuses of any work environment. All models also feature a metal mounting bracket.

\*NOTE: LARGER MODELS ARE ALSO AVAILABLE

Fire Extinguishers not available at all locations. A Hazardous Materials charge may be added if shipped Fed X or truck. Please call for details and prices.

PART #	NOMINAL CAPACITY	U/L RATING	PRICE
B403T	2.5 lbs.	10B:C	CALL
B417T	2.5 lbs.	1A-10B:C	CALL
B500T	5 lbs.	2A-10B:C	CALL

## DOCUMENT HOLDERS

Keep your titles, licenses, vehicle inspection certificates, and any other important papers in our weather resistant container.

- Built-in mounting holes for easy mounting
- Weather resistant and durable
- High-density polyethylene
- High quality



**#SM9000-14**  
3 11/16" outer diameter  
X 12 1/2" length  
**\$8.49**



**#SM9000-16**  
9 X 6 X 1  
with weather proof seal  
**\$10.51**

**#SM9000-08**  
(Fits document size  
8 1/2" X 11") with  
weather proof seal  
**\$14.58**



**#LA03**  
Clips  
**\$.75**

## HEAVY DUTY KNITTED WARNING FLAG

**Case size now reduced  
to 10 flags!**



- 18" x 18" Red/Orange flag
- Resists fraying, tearing, and snagging
- Comes with 30" wooden dowel
- Open weave fabric to help air to pass through
- Flag has bound edges

**3001743.....\$6.86**

## OVERSIZE LOAD SIGNS

- 18" x 84"
- Roped and grommetted.
- 12" high black letters on interstate yellow.
- Strong scrim vinyl.
- Made in the U.S.A.



**1000.....\$12.92**

**Made of mesh material!**

- 20"X84"
- OSL Webbing allows wind thru
- Roped and grommetted
- 12" high black letters on interstate yellow
- Made in USA



**1002.....\$19.35**

## SLOW MOVING VEHICLE SIGNS AND ACCESSORIES



0109791

0109791 Pole Mounting Kit .....	\$11.12
0109792 Blade Mounting .....	\$2.27
0109793 Socket & Bolts (use with 0109792) .....	\$2.07
0119186 Decal Only .....	\$5.67
0119198 Sign on aluminum backing .....	\$8.10

**Highly Reflective SMV to comply w/fed spec ASAES 276.6**

SMVS276.6 Sign on aluminum backing .....	\$12.09
SMVDECAL Decal only .....	\$9.71



0109792

Ideal for construction, farm,  
and mowing machines. Sign  
has an aluminum backing.  
Size 16" W x 14" H.





## SERIOUS TRACTION GEAR

### Studded Snow Tires for Active Winter Feet

Relied on by hundreds of thousands of postal letter carriers, police and rescue crews, hikers, dog walkers, and many others, STABILicers help provide non-slip traction to keep you mobile in icy and snowy conditions. Long lasting soles with case-hardened steel cleats bite into the slickest ice and snow. Simply attach STABILicers to your favorite shoes or boots quickly and easily with Velcro fasteners and never let icy conditions slow you down again.

- Flexible Rubber Sole provides comfort and traction
- 34 Case hardened cleats
- Velcro Straps - easy on/off
- Replaceable cleats

### HEAVY DUTY

MTSTAB STABILICERS MEDIUM MENS 8-10 .....	\$52.65
LTSTAB LARGE STABILICERS MENS 10.5-12 .....	\$52.65
XLSTAB X-LARGE STABILICERS 12.5-14 .....	\$52.65
CLT-50 REPLACEMENT CLEATS 50 PIECES .....	\$4.88

## STABILICERS™ LITE

With aggressive cleats and tread, STABILicers Lite provide unbeatable traction. Made from the same Elastomer as the STABILicers SPORT, the Lite is easy to pull on and take off, while securely fitting both shoes and boots. Perfect for everyday use. STABILicers Lite's non-replaceable multi-directional steel cleats bite into ice and snow allowing you to stride naturally through winter's worst conditions. And the Lite rolls up nicely and is small enough to be carried in a purse or workbag. Keep a pair on hand and don't let winter catch you off guard.

- Full foot slip protection with heel and forefoot cleats maintains traction throughout your natural stride while walking.
- Traction tread outsole and cleats simultaneously contact walking surface, providing superior grip on ice, snow, rock, and pavement.
- Multi-directional, case-hardened non-replaceable cleats bite into ice and snow.

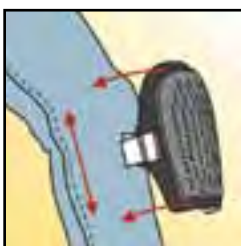
SLITE Small .....	\$24.38	LLITE Large .....	\$24.38
MLITE Medium .....	\$24.38	XLITE X-large .....	\$24.38

## COMFORTABLE STRAPLESS KNEE PADS

It's a new day and age and time for knee pads which are revolutionized. It's time for new and improved knee pads that meet the high demands of workers today.

- Avoid sagging knee pads- even when working outdoors and in the heat
- Comfortable knee pads that can be placed on and removed quickly and easily whenever needed
- No stretching or sagging with wear or weather- Wurkpads do not use straps or any other materials and devices that will cause a knee pad to stretch or sag.
- No more thick and sweaty knees- our strapless knee pads keep your knees fresh and dry all day
- Increase your range of motion with our strapless knee pads

WP001 .....	\$39.92
-------------	---------



SAFETY

## BARGARD DISC-10 PROTECTOR CAPS

- Fits rebar #3-7, 3/8" to 7/8" diameter
- Lightweight and chemical resistant
- Bright orange for visibility
- Standard package 100
- Stands up to weather and temperature conditions
- DISC-10 meets the testing requirements of CAL OSHA Construction Safety Orders Section 1712 on impalement protection from concrete reinforcing bars



3011839 (100 pcs) ..... \$236.93

## CLASS 3 VESTS

### Deluxe Mesh Style

- 4 pocket design for increased carrying space
- Rugged color matched front zipper closure
- Mesh option includes CoolDRY™ fabric which is ultra-lightweight, breathable, and removes moisture
- 360° visibility with high intensity tape
- Machine washable
- With silver reflective tape

ITEM #	COLOR	SIZE	PRICE
3022346	Lime	M/LG	\$23.04
3022347	Lime	XL/2XL	23.04
3022343	Orange	M/LG	23.04
3022344	Orange	XL/2XL	23.04



## CLASS 3 VESTS

### Standard Mesh Style

- Velcro closure
- Mesh option includes CoolDRY™ fabric which is ultra-lightweight, breathable, and removes moisture
- 360 degree visibility with high intensity tape
- Machine Washable
- With silver reflective tape

ITEM #	COLOR	SIZE	PRICE
3022352	Lime	M/LG	\$21.83
3022353	Lime	XL/2XL	21.83
3022349	Orange	M/LG	21.83
3022350	Orange	XL/2XL	21.83



### Econo Style ESK Safety Vests

- One Size Fits Most
- Elastic Sides for easy fit
- Mesh Fabric
- Hook and look closure

ITEM #	COLOR		PRICE
3017589	Orange	Lime Prismatic Tape	\$6.06
3017591	Lime	White Prismatic Tape	6.06
3017585	Orange	no reflective tape	4.23
3017586	Lime	no reflective tape	4.23



## CHARGER™ SAFETY CAPS

- Meets ANSI Z89.1+ for impact protection
- Contoured dome for sleek, trim profile
- Short cap bill for greater upward vision
- Antiglare Griptech™ bill limits glare and improves bill grip
- Constructed for the addition of a 4 point chin-strap
- Lightweight design



3013374 4 pt. Pinlock White ..... \$7.58  
 3013382 4 pt. Pinlock Yellow ..... \$7.58  
 3013362 4 pt. Ratchet White ..... \$12.62  
 3013370 4 pt. Ratchet Yellow ..... \$12.62

## ROADWARRIOR™ ANSI REFLECTIVE BALL CAPS

- 2-Inch wide super bright silver retroreflective tape
- Breathable mesh fabric
- Adjustable velcro strap
- One size fits all
- Meets ANSI/ISEA 107-2004 level 2 for headwear



3013113 Orange ..... \$7.64  
 3013114 Lime ..... \$7.64

## BARRICADE LIGHT

Battery Not Included

SM4747PC ..... \$18.72

The SM4747PC barricade light has a Flash Rate of 65 FPM. Comes with photo cell for automatic night time activation. Standard operation of 6 volts, case accommodates one or two 6v lantern batteries.

Replacement bulb

1850 ..... \$1.59



**All glasses can now be purchased individually!**

## NEMESIS™ SPECTACLES SAFETY GLASSES



3000354 Clear .....	\$5.27
3000355 Clear FogGard® Plus (not shown).....	\$6.18
3000356 Smoke Mirror .....	\$5.69
3000357 Indoor/Outdoor .....	\$5.69
3000359 Amber.....	\$5.79

3011375 Camo Frame	
Bronze Lens .....	\$8.73
3020706 Camo Frame	
Clear Lens .....	\$7.34



Printing available for company names and logos with one-time setup fee and small up charge. Ask your dealer for more information.

## NEW! WILDCAT

- FEATURES EXTREME HEAT RESISTANCE
- Will Not Melt, Drip, or Ignite at 350 degrees for 5 minutes
- Adjustable side vent to ensure increased air flow
- Fits naturally to the contour of your face in order to block out air borne contaminants
- Lightweight and comfortable with a pivot headband that allows optimal placement



#3013710



#3013714

3013710 Clear Anti-Fog Lens.....	\$15.87
3013711 Smoke Anti-Fog Lens .....	\$16.62
3013712 Amber Anti-Fog Lens.....	\$16.62
3013714 IR 5.0 Foggard Plus.....	\$23.70

## NEMESIS-RX READER



- "Cheaters" style with integral diopters for vision assistance
- +1.0 - +3.0 diopters available
- Larger lens for more complete wrap around protection
- Precise placement of inserts allows for distortion-free forward vision and increased safety when wearing
- Enhanced nose piece design with integrated ridges to channel away sweat
- Includes free neck cord
- Meets CSA

3013305 Black Frame Clear Lens +1.0.....	\$12.74
3013306 Black Frame Clear Lens +1.5.....	\$12.74
3013307 Black Frame Clear Lens +2.0.....	\$12.74
3013308 Black Frame Clear Lens +2.5.....	\$12.74
3013309 Black Frame Clear Lens +3.0.....	\$12.74

Nemesis-RX readers now available in sunglasses!



3020285 Nemesis RX 1.5 Sunglasses.....	\$12.74
3020286 Nemesis RX 2 Sunglasses.....	\$12.74
3020287 Nemesis RX 2.5 Sunglasses.....	\$12.74

## ELEMENT™ SPECTACLES SAFETY GLASSES

- Lightweight design
- Sleek, popular styling
- Universal nosebridge for comfort and fit
- Economical price
- Meets ANSI Z87.1+ Standards
- 99.9% UV protection
- Base curve: 9.5



#3004880

#3004882

#3004883

3004880 Clear Lens (replaces #15284).....	\$1.86
3004882 Smoke Lens (replaces #15280).....	\$1.86
3004883 Amber Lens (replaces #15285).....	\$1.86

**SAFETY**

## GRABBER HAND AND FOOT WARMERS

### Hand Warmers

Portable heat in the palm of your hand!

Air-activated Heat Treat Hand Warmers keep hands and fingers toasty for over 7 hours. No shaking or kneading required: Just open the package and put the original warmers in your glove or pocket for a few minutes to start the process. Hand Warmers are widely used as portable, long-lasting heat therapy. Heat Treat provides soothing warmth. 40 packages per box or just buy individually. 2 warmers per package. All Heat Treat Warmers are designed for 1 time, disposable use.

**HWES**.....\$1.84 per package, 2 warmers per package



### Toe Warmers

Adhesive toe warmers are the perfect everyday solution for cold toes. Thin with a unique rounded toe and adhesive backing, they are designed to function in the low oxygen environment of boots and shoes. Simply stick the warmers to the outside of your sock, under or over your toes, and enjoy more than 6 hours of warmth. Warmers are widely used for portable, long-lasting heat therapy. Heat Treat provides soothing warmth. . 40 packages per box or just buy individually; 2 warmers per package. All Grabber warmers are designed for 1 time, disposable use.

**TWES**.....\$1.28 package, 2 warmers per package

## HEADGATOR®

### The most versatile headgear ever

Stays extremely warm while blocking out the cold and wind. Headgator is a simple tube that changes quickly into 6 different styles of headwear. Made of ProMAX IV this lightweight, breathable compact garment folds to pocket size. Fits comfortably under any hat or helmet. Available colors are black and camo.

**101415009 Black**.....\$15.76  
**101415509 Camo**.....\$16.58



## MAXIT QB THERMAL SHIRT

ProMAX IV is constructed of 92% Polyolefin and 8% Lycra. ProMAX IV fabric blocks out the cold and wind, giving you maximum warmth and protection against the elements. Transports moisture away from the body faster and more effectively than any other material. Fabric will not fade or fall apart. Our QB-1 Shirt is the warmest, most comfortable, unrestrictive thermal shirt ever! So effective at blocking cold and wind, you can wear it as outerwear. Designed especially for reaching and swinging movements.



**202900003 Large MAXIT QB SHIRT**.....\$91.30    **202900005 2XL MAXIT QB SHIRT**.....\$91.30  
**202900004 XL MAXIT QB SHIRT**.....\$91.30    **202900006 3XL MAXIT QB SHIRT**.....\$91.30

## HOTHEAD®

### Total Protection Face Mask

When harsh weather conditions demand total face protection, athletes choose our Hothead. The warmest balaclava available, Hothead completely blocks out the cold and wind, yet it is breathable. Fits comfortably under a hat or helmet. Available colors are black and camo.

**101919409 Black**.....\$15.76    **101919609 Camo**.....\$16.58





## HOODED SWEATSHIRT

- Class 3
- 12 oz. Spun Polyester Fleece
- Soft Fleece Lining
- Wicks away moisture
- Soil release properties to reduce stains
- Two hand warmer pockets
- Zipped front closure, lined hood with draw string
- Meets ANSI/SEA 107:2004



<b>HV283-L</b> .....	<b>\$56.03</b>
<b>HV283-XL</b> .....	<b>\$56.03</b>
<b>HV283-2XL</b> .....	<b>\$56.03</b>
<b>HV283-3XL</b> .....	<b>\$58.97</b>

## POLO SHIRT

- 2 reflective bands with reflective brace
- VizLite® 100 series reflective tape
- Breathable Birdseye Knit with Wicking Finish
- Cover stitched hem and sleeves
- 100% knitted polyester fabric, 120g/m2
- Includes taped neckline and split side vents for added comfort
- Certified in conformity with standard EN471:2003 Class 2 and ANSI 107:2004



<b>HV263-L</b> .....	<b>\$26.48</b>
<b>HV263-XL</b> .....	<b>\$26.48</b>
<b>HV263-2XL</b> .....	<b>\$26.48</b>
<b>HV263-3XL</b> .....	<b>\$27.29</b>

## 4 IN 1 RAINCOAT SYSTEM

- Weatherproof raincoat and body warmer combo
- Body warmer with quilted 300D lining and front mobile phone pocket with flap and D ring
- Breathable PU Coated Polyester waterproof raincoat
- Raincoat includes hand warmer pockets with Velcro phone pocket and D rings
- Fleece lined collar and detachable peaked hood
- 2 reflective bands with reflective brace
- 2 Front angled pockets
- 100% polyester with quilted lining and zip out sleeves
- Fully taped seams throughout
- VizLite® 100 series reflective tape
- Breathable outer material ensures the wearer remains cool in warm conditions
- Certified in conformity with standard EN471-2003 Class 3 and ANSI 10-2004



<b>HV267-L</b> .....	<b>\$135.36</b>
<b>HV267-XL</b> .....	<b>\$135.36</b>
<b>HV267-2XL</b> .....	<b>\$135.36</b>
<b>HV267-3XL</b> .....	<b>\$139.68</b>

## ROADWARRIOR™ ANSI CLASS 2 T-SHIRTS



- CoolDRY 100% polyester moisture management fabric wicks away excess moisture
- Chest pocket with continuous super bright silver retroreflective tape
- Ribbed collar and cuffs with a stitched hem for added comfort & durability
- High visibility T-shirts meet ANSI/ISEA 107-2004 Class 2 requirements

ITEM #	SLEEVE STYLE	COLOR	SIZE	PRICE
3012947	Short Sleeve	Lime	Large	\$20.73
3012948	Short Sleeve	Lime	XL	20.73
3012949	Short Sleeve	Lime	2XL	20.73
3012950	Short Sleeve	Lime	3XL	20.73
3012955	Long Sleeve	Lime	Large	24.03
3012956	Long Sleeve	Lime	XL	24.03
3012957	Long Sleeve	Lime	2XL	24.03
3012958	Long Sleeve	Lime	3XL	24.03

## BOMBER JACKET CLASS 3

- Weatherproof Bomber Jacket
- Quilted 300D inner lining
- Storm flap pockets with inner chest zipped pocket
- 2 reflective bands with reflective brace
- Concealed hood, elasticized waist and cuffs
- 2 reflective bands on each sleeves
- Warm quilted lining, providing excellent comfort for the wearer
- VizLite® 100 series reflective tape
- PU coated 100% polyester shell in 300D, fully tapes seam through out
- Weather proof outer ensures the wearer remains dry in wet conditions
- EN471:2003 Class 3 and ANSI 107:2004



HV262-L .....	\$66.18
HV262-XL .....	\$66.18
HV262-2XL .....	\$66.18
HV262-3XL .....	\$69.68

## RAIN JACKET

- PC Coated polyester 300D outer shell
- VizLite® Reflective Material
- High Visibility Rain Jacket conforming to EN471:2003 Class 3 and ANSI 107:2004
- Fully taped seams throughout
- Two front jet pockets with flap, zipped easy access phone pocket
- Studded storm flap and concealed hood featuring reflective band



HV268-L .....	\$67.92
HV268-XL .....	\$67.92
HV268-2XL .....	\$67.92
HV268-3XL .....	\$71.43

## TWO TONE PARKA

- Weatherproof parka jacket with concealed hood
- Quilted 300D inner lining
- Storm flap pockets with inner chest zipped pocket
- 2 reflective bands with reflective brace
- 2 reflective bands on each sleeve
- 100% polyester
- VizLite® 100 series reflective tape
- Warm quilted lining and water resistant outer
- Certified in conformity with standard EN471:2003 Class 3 and ANSI 107:2004



HV261-L .....	\$74.00
HV261-XL .....	\$74.00
HV261-2XL .....	\$74.00
HV261-3XL .....	\$76.44

## RAIN PANTS

- PU coated 150D polyester fabric
- Side access pockets and elasticized waistband
- Adjustable stud fastening at ankles
- Waterproof over trousers with taped seams
- Certified in conformity with standard Class 1 and ANSI 107:2004
- VizLite® 100 series reflective tape

HV266-L .....	\$34.28
HV266-XL .....	\$34.28
HV266-2XL .....	\$34.28
HV266-3XL .....	\$35.27



## LAP BELTS

Meets Federal Motor Vehicle Safety standards 209 & 302, meets SAE J386 specs, 47 mm wide (approx. 1 7/8")  
Belts are date coded.

### Non-retractable lap belt push button model

#### Black

120160-10	60 inch	\$16.23
120174-10	74 inch	\$16.68
120190-10	90 inch	\$18.23
1201100-10	100 inch	\$18.87
1201110-10	110 inch	\$19.53



#### Orange

120160-71	60 inch	\$16.23
120174-71	74 inch	\$16.68
120190-71	90 inch	\$18.23
1201100-71	100 inch	\$18.87
1201110-71	110 inch	\$19.53

### Non-Retractable Lap Belt Lift Latch Model

#### Black

180060-10	60 inch	\$21.39
180074-10	74 inch	\$22.38
180090-10	90 inch	\$23.04
1800100-10	100 inch	\$23.82
1800110-10	110 inch	\$24.57



#### Orange

180060-71	60 inch	\$21.39
180074-71	74 inch	\$22.38
180090-71	90 inch	\$23.04
1800100-71	100 inch	\$23.82
1800110-71	110 inch	\$24.57

### Retractable Lap Belt Lift Latch Model

With 4 inch retractor cover

#### Black

HL80070-10	70 inch	\$55.05
HL80072-10	72 inch	\$55.05



#### Orange

HL80070-71	70 inch	\$55.05
HL80072-71	72 inch	\$55.05

## TOW LIGHT



- Magnetic mount portable tow light kit
- 40' length from plug end to lights

USA1120.....\$123.54



R2716SH.....\$12.14

1" x 16' black ratchet strap with s-hooks. Ratchet rated 3300#, webbing rated 4500#. This is the best 1" tie down strap available.

## MAGNETIC SIGNAL LIGHTS

- 18 Super Luminous LED's
- Dual Functions-flashing and steady beam
- Magnetic Backing
- Slide-Out self supporting road stand
- 6 1/2" L x 4" H x 1 1/2" W
- Weight = .420lbs
- Requires 4 "AA" batteries (Not Included)



920570 (red).....\$22.95

920571 (amber).....\$22.95



5510 Tie Down Winch.....\$27.65

Heavy duty weld in place winch. For use with 4" strap 27X4.



27X4 Tie Down Strap.....\$19.65

Heavy duty 4" utility strap with 4" flat hook, load capacity of 12,000 lbs. and can be extended to a total length of 27 feet. Strap only.

## LIFTING SLINGS

Rated Sling Capacities - Pounds



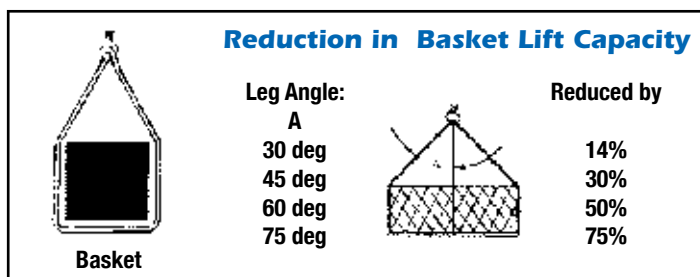
Vertical



Choker



WEBBING MATERIALS  
MADE IN THE U.S.A.



VERTICAL #	CHOKER #	BASKET #	PART #	DESCRIPTION	PRICE
1500	1200	3000	EE1-101X6	1 ply 1" X 6'	\$11.39
3100	2480	6200	EE1-102X6	1 ply 2" X 6'	14.85
3100	2480	6200	EE1-102X10	1 ply 2" X 10'	20.30
3100	2480	6200	EE1-102X20	1 ply 2" X 20'	32.67
4600	3680	9200	EE1-103X6	1 ply 3" X 6'	24.75
4600	3680	9200	EE1-103X10	1 ply 3" X 10'	33.66
4600	3680	9200	EE1-103X20	1 ply 3" X 20'	59.33
4600	3680	9200	EE1-103X25	1 ply 3" X 25'	66.33
3000	2400	6000	EE2-101X6	2 ply 1" X 6'	22.77
6200	4960	12400	EE2-102X6	2 ply 2" X 6'	28.71
6200	4960	12400	EE2-102X10	2 ply 2" X 10'	38.61
6200	4960	12400	EE2-102X20	2 ply 2" X 20'	63.36
8600	6900	17200	EE2-103X6	2 ply 3" X 6'	46.53
8600	6900	17200	EE2-103X10	2 ply 3" X 10'	63.36
8600	6900	17200	EE2-103X20	2 ply 3" X 20'	107.91
8600	6900	17200	EE2-103X25	2 ply 3" X 25'	130.19
11500	9200	23000	EE2-104X6	2 ply 4" X 6'	64.85
11500	9200	23000	EE2-104X10	2 ply 4" X 10'	90.09
11500	9200	23000	EE2-104X20	2 ply 4" X 20'	180.20
11500	9200	23000	EE2-104X25	2 ply 4" X 25'	184.64



### New Self Contained Ratchet Strap SCR5027FH.....\$36.45

Are you tired of deciding what to do after your load is tied down? This 27 foot ratchet strap will wrap your loose ends back into itself. 2" wide with a 2 inch flat hook, assembly break/strength 10,000 lbs. Work load limit of 3,335 lbs.

### 27X2R Tie Down Strap Assembly.....\$26.33

Keep your equipment held in place with our heavy duty 2" utility strap with long handle ratchet, 2" flat hook, assembly break/strength 10,000 lbs. work load limit 3,335 lbs., and can be extended to a total length of 27 feet.





## CLEARING THE AIR ABOUT PRECLEANERS

Turbo Precleaners remove up to 98% of the dirt, dust, rain and snow before it reaches the filter. Air filter life can be extended by 8 to 10 times, while saving fuel, maximizing power, and extending engine life.

### What Makes the Turbo II Right For You?

Turbo is the #1 after-market precleaner. It is engineered to provide each engine a "custom balance" of protection and performance. Satisfied equipment users around the world have found Turbo Precleaners will...

- Provide longer air filter life with lower flow restrictions and higher efficiencies than anyone else.
- Reduce the amount of dirt getting to the engine oil.
- Cut maintenance, labor downtime losses, and costs.
- Extend engine life, while improving engine efficiency saving fuel and related costs.
- Last a long, long time; with their "zinc-grip" galvanized construction, their 3 mil coat of polyester powder paint, and their high speed bearings that are guaranteed for the life of the unit.

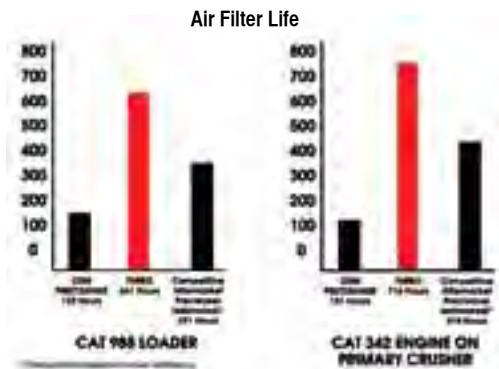
### IMPORTANT FACTS TO CONSIDER:

Do you know... A teaspoon of dust circulating throughout your engine oil is enough to cause premature wear and a handful will destroy your engine completely.

Do you know... A typical diesel engine requires more than 8,000 gallons of clean air for every gallon of fuel it burns? With today's rising cost of fuel, installing a Turbo brand precleaner is a necessity to save fuel costs, engine wear, and filter usage.



OEM supplied Precleaners are not enough! We'll prove it. The "filter life" charts demonstrate the difference. An actual test was independently conducted using Arizona coarse dust (SAE test dust) which consists of 38% by weight of particles less than 20 microns.



**Want to know more? Scan the QR to watch the 2:30 min video.**

To utilize the QR feature, download any QR reader application to your smartphone, and scan the symbol.

## TURBO II PRECLEANERS



Model      24      35      46      68

MODEL	INLET SIZE	OPERATING RANGE	PRICE
24	3"	100-250 CFM	\$302.64
24-4	4"	100-250 CFM	302.64
35	4.5"	250-350 CFM	342.59
46	4.5", 5", or 6"	350-700 CFM	359.57
68	5", 6", 7", or 8"	700-1100 CFM	418.49

## POWER RAM



MODEL	INLET SIZE	OPERATING RANGE	PRICE
Power Ram-6"	6"	400-1500 CFM	\$511.58
Power Ram-7"	7"	400-1500 CFM	511.58
Power Ram-8"	8"	400-1500 CFM	511.58

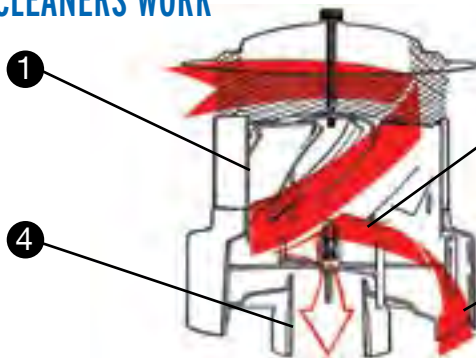
**Adaptors are no longer included with any Turbo Precleaner.**

**Note: Pre-cleaner should be selected to match air flow/CFM of engine. DO NOT SELECT by air intake size alone.**

## HOW TURBO II PRECLEANERS WORK

The Turbo II Precleaner has a specially designed blade that causes the incoming air to spin.

Only the purified air goes to the air filter.



As the air spins, centrifugal force separates dust, dirt, insects, rain and snow from clean air.

Contaminants are blown out special discharge ports by a high velocity, air powered rotor.

Turbo II Precleaners remove over 50% more dust, chaff, rain, snow and insects than any bowl pre-cleaner - before they hit your filter! Air filters last two to six times longer and engine oil stays cleaner, so there's less wear on your engine. Most of the time, the Turbo II Precleaner will pay for itself in savings from not having to buy as many air filters. Turbo II Precleaners are self-cleaning and self-powered. There's no maintenance! Protect your investment and reduce maintenance expenses. Why wait any longer?

Sizes to fit engines from 15 to 2000 horsepower.

## TURBO III

The Turbo III is the newest series in the Turbo Pre-cleaner family. Designed and built for engines with ranges of between 15 and 500 CFM to Turbo Pre-cleaner's high standards of efficiency and durability.

**Adaptors are no longer included with any Turbo Precleaner. Note: Pre-cleaner should be selected to match air flow/CFM of engine. DO NOT SELECT by air intake size alone.**

MODEL	INLET SIZE	AIR FLOW	OD	HEIGHT	PRICE
1-320-000	2"	15 - 75 CFM	5.27"	5.13"	\$83.76
1-330-000	3"	50 - 250 CFM	7.5"	8"	143.84
1-330-001	4"	50 - 250 CFM	7.5"	8"	143.84
1-345-000	4.5"	200 - 500 CFM	9.34"	11.61"	239.55
1-350-000	5"	200 - 500 CFM	9.34"	11.61"	239.55
1-360-000	6"	500-1100 CFM	13.77"	14.7"	335.61
1-370-000	7"	500-1100 CFM	13.77"	14.7"	335.61
1-380-000	8"	500-1100 CFM	13.77"	14.7"	335.61



**1-320-000**



**1-330-000  
1-330-001**



**1-345-000  
1-350-000**



**1-360-000  
1-370-000  
1-380-000**

## DON'T DESTROY YOUR TURBO WHILE HAULING YOUR EQUIPMENT

Wind can cause your turbo to spin. Due to lack of lubrication the bearings can be ruined. With Turbo Saver, the wind cannot turn the turbo. This cuts down on expensive repairs and downtime. Turbo Saver eliminates the need to use duct tape or rags in the exhaust pipe and is reusable.



**Turbo Saver .....\$28.94**  
**Fits up to a 7" exhaust**



**TS-5 .....\$32.85**  
**Fits up to a 12" exhaust**

## ENGINEAIRE PRECLEANERS

### Molded, fiber-filled, composite precleaner

- Lifetime warranty
- Removes 94% of SAE coarse dirt and up to 99.9% of larger airborne particles.
- Self Cleaning (no dust bowl clean out)
- Save up to:
  - 12 times the filter life
  - 10% on fuel costs
  - 15% on oil costs
  - 25% lower engine maintenance
  - 50% less engine downtime
  - 25% increase engine life



PART #	INLET	CFM RANGE	PRICE
1.5-3/20	1.5"	3-20	\$46.80
2-20/150	2"	20-150	\$56.16
3-75/250	3"	75-250	\$84.24
4-150/465	4"	150-465	\$112.32
4.5-250/600	4.5"	250-600	\$145.08
5-250/600	5"	250-600	\$145.08
6s-250/600	6"	250-600	\$145.08
6-350/1100	6"	350-1100	\$177.84



### Original Metal Engineaire Precleaners

- Cast Aluminum angled louvers
- Stainless steel rotor
- Dual Bearings
- Polished aluminum hood
- Discharge port
- Self cleaning
- Lifetime warranty
- Increase the life of your filters
- Extends life of engine

PART #	INLET	CFM RANGE	PRICE
200	2"	20-100	\$159.33
255	2.5"	100-200	\$204.87
330	3"	140-350	\$251.99
440S	4"	140-350	\$251.99
445	4.5"	300-600	\$298.56
550	5"	300-600	\$320.27
660S	6"	300-600	\$320.27
660	6"	400-850	\$341.43
770L	7"	500-1400	\$396.71
880	8"	500-1400	\$417.87
990	9"	900-2000	\$515.06

## MARADYNE CAB HEATER



5030-12V.....\$166.04  
5030-24V.....\$178.46  
12,500 BTU

### PARTS FOR 5030

PART #	DESCRIPTION	PRICE
TA8000720	coil	\$101.84
TA9001515	fan blade	13.12
D-001C-686	motor 12v	54.38
D-001C-686-24	motor 24v	56.25
5670014	switch	21.66

- 3 speed motor with fan control switch
- High efficiency heating
- Tube and fin water coil with LIFETIME warranty
- 5-blade aluminum fan blade
- Rigid steel case with black texture finish
- Easy installation
- Compact design of 7-1/16" H x 7-7/16" W x 7-3/8" D
- 1 year warranty on motor
- 1/4" diameter shaft, uses 5/8" hose



### Heater Installation Kit

KT-1.....\$27.32

Kit comes with clamps, shutoff valve, return coupling and reducers.  
(for all Maradyne heaters except 9000 series)

## MARADYNE CAB HEATER



8030-12V.....\$214.22  
8030-24V.....\$226.64  
20,000 BTU

- 3 speed motor with fan control switch
- High efficiency heating
- Tube and fin water coil with LIFETIME warranty
- 5-blade aluminum fan blade
- Rigid steel case with black texture finish
- Easy installation
- Compact design of 8-1/8" H x 8-1/2" W x 8-1/8" D
- 1 year warranty on motor
- 1/4" diameter shaft, uses 5/8" hose

### PARTS FOR 8030 CAB HEATER

PART #	DESCRIPTION	PRICE
62015	coil	\$138.62
62020	fan blade	12.30
D-001C-686	motor 12v	54.38
D-001C-686-24	motor 24v	56.25
5670014	switch	21.66

Deere AT53839/AU43858 = 62005 Motor



### Heater Installation Kit

KT-1.....\$27.32

Kit comes with clamps, shutoff valve, return coupling and reducers.  
(for all Maradyne heaters except 9000 series)



## KAT'S SUPER HEAT MAGNET



**1153 Kats** .....\$44.22  
 200 watts, 120v AC  
 8 square inches of heating surface  
 4' cord



**1160 Kats** .....\$70.83  
 300 Watts, 120V AC  
 20 square inches of heating surface, 4' cord

## MARADYNE CAB HEATER



**6500-12V** .....\$255.68  
**6500-24V** .....\$268.14  
 20,000 BTU

- High efficiency heating
- Variable control switch
- Tube and fin water coil with LIFETIME warranty
- 5-blade aluminum fan blade
- Rigid steel case with black texture finish
- Easy installation
- Compact design of 9-3/4" H x 11-1/2" W x 5" D
- 1 year warranty on motor
- 1/4" diameter shaft, uses 5/8" hose

### PARTS FOR 6500 CAB HEATER

PART #	DESCRIPTION	PRICE
61522	one coil*	\$122.70
53032	fan blade	14.93
62005	motor 12v	85.97
62006	motor 24v	93.39

\*Note: The 6500 heater requires 2 coils.



### Heater Installation Kit

**KT-1** .....\$27.32  
 Kit comes with clamps, shutoff valve, return coupling and reducers.  
 (for all Maradyne heaters except 9000 series)

## MARADYNE CAB HEATER



**9000-12V** .....\$354.32  
**9000-24V** .....\$354.32  
**9000-32/36V** .....\$354.32  
 33,000 BTU

- High efficiency heating
- Twin motor operation
- Tube and fin water coil with LIFETIME warranty
- 5-blade aluminum fan blade
- Rigid steel case with black texture finish
- Easy installation
- 1 year warranty on motor
- 1/4" diameter shaft, uses 1" hose
- Compact design of 16" W x 6 3/4" H x 8 1/2" D

### PARTS FOR 9000 CAB HEATER

PART #	DESCRIPTION	PRICE
61380	coil	\$213.02
61385	fan blade	10.32
62005	motor 12v	85.97
62006	motor 24v	93.39
34-577P	switch	6.48



### Heater Installation Kit

**KT9000** .....\$54.51  
 Kit comes with 1" clamps, 3/4" shutoff valve, and 3/4" return coupling.  
 Specific for Maradyne 9000 series heaters.

## Hunter Heater Replacements

### THE 20,000 BTU PROPANE CAB HEATER

**Great replacement for the discontinued Hunter heater brand.**

This heavy duty propane heater is great for construction, mining, and cranes. This unit is safe for use in enclosed cabs. It uses outside air and is completely separate from the inside air. This will keep you safe from carbon monoxide or other harmful exhaust you could breathe. Available in 12 or 24 volt operation.


Specs: Heater Output 20,000 BTU

Measures 16" X 12" X 8"

Weight 30 lbs

Fuel Propane (LP gas)

Fuel Consumption 1lbs/hr max



HC-1 12 volt heater.....	\$1622.02	HC-1-24 24 volt heater .....	\$1856.16
HC-550 Remote Control Box (Works on either model) .....		\$130.26	

### HEATER



- High efficiency heating - 13,000 BTU
- Tube and fin water coil with lifetime warranty
- 4-blade aluminum fan
- Rigid steel case with black texture finish
- Easy installation
- Compact design of 8 1/4" H x 13 3/4" W x 4 3/4" D

3 Speed Fan Control Switch-Not Included

5670014 (switch only) ..... \$21.66

5670004 (switch with 3ft. harness)..... \$50.72

Replacement Fan Blade:

60000G2..... \$14.96

Replacement motors for above heaters:

6670004 (12V)..... \$293.79

6670005 (24V)..... \$306.77

4670215 (12v) ..... \$98.25

4670216 (24v) ..... \$109.07

Replacement Coil:

61819G1..... \$146.76

### UNIVERSAL CAB FLOOR MOUNT HEATER

- Tube and fin water coil with limited lifetime warranty
- Glass-filled Nylon
- Built in two speed fan control switch
- Heavy duty, long life motor
- Compact design
- Floor Mount
- Adjustable airflow louvers
- Mounting hardware included
- 1 year warranty motor
- 6.0 amps @ 12v / 3.0 amps @ 24v
- 9 7/8" H X 7 3/8" W X 7 1/4" D
- Uses 5/8 inch hose
- 13,200 BTU / 200 CFM

4000-12..... \$216.68

4000-24..... \$216.68



#### Replacement parts for 4000 cab heater

D-001-561 12 volt motor ..... \$75.89

D-001-561R-24 24 volt motor..... \$75.89

2381-1-19 Louver..... \$22.67

TA8000767 Coil..... \$131.69

TA7000112 Switch..... \$32.28



#### Heater Installation Kit

KT-1..... \$27.32

Kit comes with clamps, shutoff valve, return coupling and reducers.  
(for all Maradyne heaters except 9000 series)

## KAT'S CIRCULATION TANK HEATER

- Made of die cast aluminum
- One piece molding
- Thermostatically controlled 135 - 175°F
- 5' HPN 105 degrees C
- Uses versatile strap type mounting
- CSA approved
- Uses 5/8" hose


PART #	WATTS	VOLTAGE	AMPS	CAPACITY IN QUARTS	PRICE
13080	850	120	7	up to 18	\$54.18
13100	1000	120	8.3	16 - 25	54.18
13150	1500	120	12.5	26 - 40	62.39
13200*	2000	120	15	41 - 60	94.67



\*With 15 Amp Plug

## BLOWER ASSEMBLIES

Replacement 24v double  
shaft motor  
Volvo #11991536  
Driltech #2712-112  
**64909G2.....\$103.16**



## DIESEL STARTING FLUID SYSTEMS

- Pre-heats combustion chamber in diesel engines for quick starts
- Measured/metered shot system limits the amount of starting fluid that can enter the engine
- Provides for optimum starting with less chance of waste or engine damage
- Convenient, one person operation
- High pressure replacement cylinders meet DOT standards
- A system available for most diesel engines
- Replace existing systems or custom design your own
- 12 volt or 24 volt systems available
- Atomizer not included
- Starting fluid cylinder not included
- Please call



## ZERO-START BLOCK HEATERS

Don't be caught in the dead of winter with a cold engine!

The direct immersion block heaters reduce engine wear. Keeping the engine warm reduces idling and cranking time and saving fuel. We have a variety of units available for Cat, John Deere, Komatsu, Kawasaki, Ford, Case, and Detroit Diesel, just to name a few. To find out if we have one available for your machine contact your local dealer. We also offer a free application guide upon request.



## ZERO START LOWER RADIATOR HOSE HEATERS

- Installs in minutes in non-corrograted lower radiator hose
- Thermostatically protected (245 Degree F) max heater temperature
- Available in five hose sizes for best coverage

PART #	FITS HOSE SIZE	WATT	PRICE
320-0001	1"	375	\$43.26
320-0002	1-1/4"	375	40.89
320-0003	1-1/2"	600	40.89
320-0004	1-3/4"	600	43.52
320-0005	2"	600	43.10



## CIRCULATION HEATERS

High Capacity Industrial Circulation Heater

- Our most powerful engine heater
- Minimum warm-up time of any heater
- Completely serviceable and rebuildable
- High wattage pre-heater for medium, heavy duty, and stationary diesel engines.

PART #	WATTS	VOLTS	AMPS	PRICE
330-0031	1500	120	12.50	\$631.38
330-0032	2000	120	16.70	613.74
330-0035	2250	120	18.75	613.74
330-0037	2500	240	10.40	631.38
330-0039	3500	240	14.60	589.41

Specifications:

- Copper plated steel, low density element resists vibration.
- Rugged die-cast aluminum construction
- Positive ball type check valve
- Maintains specified engine temperature with 140 degree thermostat
- Dimensions: 2 3/4" dia. x 21" long, Cord length: 18"; Weight: 7 lbs



\*All Zero Start Products including: Block Heaters and Ether Starting Systems are available but not shown. A full 88 page Zero Start Catalog is available upon request.

## HILTON CORDLESS ENGINE HEATERS

The HILTON heater is cordless. This means that it will operate anywhere. It uses the vehicle electric system to activate the catalytic burner. Once the catalyst is hot, the heater has no further need for electric power other than a few mili-amps to activate the switches.

The catalytic burning of propane vapors is flameless combustion. This is about as safe as you can get. The heater uses a mere 5.4 ounces of propane per hour. A 20# cylinder of propane will last approximately 60 hours. The LP6500 heater produces 6,500 BTU per hour and is adequate for engine heating.

It is recommended that this heater be turned on when the engine is shut down. This will insure that the engine is kept warm so that there is proper lubrication when started.



- Propane Fired
- Eliminate Costly Idling
- Extend Engine Life
- Safe And Maintenance Free
- Cold Starts Made Easy

LP6500-12v.....\$718.20  
LP6500-24v.....\$718.20

## HILTON HEATER

Timer T 7-1 .....\$297.26

## SERVICEMATE™ ELECTRIC FAN



9-5/8"H x 8" W x 5"D

Defrosts, Defogs and Ventilates

- Two speed reliable operation.
- Easy installation.
- Ball joint swivel for directional air flow.
- Retrofits Maradyne 3000 or Hupp 96 Series.
- Quiet & vibration free.
- One year limited warranty.

Quality Construction

- Aluminum fan blade (for smooth operation)
- Chromed steel fan guard.
- Maintenance free heavy duty long life motor.
- Permanently lubricated bearings.
- Heavy duty die-cast base.
- Durable black textured finish.

SM3012 12v DC Model .....\$59.04  
SM3024 24v DC Model .....\$59.04



SM3001 .....\$18.32

This adaptor kit makes an easy retrofit for installing the SM3012 or SM3024 fan. Includes mounting screws. Use when first installing SM3012 or SM3024 in place of Cat-#5D2855; #5D2856 or John Deere #AT74984 and #AT84953.





# HYLOMAR

## GASKET MAKER / GASKET DRESSER / THREAD SEALANT

Hylomar® is a polyester polyol-based compound that turns from a gel into flexible putty within minutes of application. Originally developed by Rolls Royce, where it performed under the most stringent aerospace tolerances, Hylomar brings superior qualities to automotive applications. Its non-hardening formula maintains seal integrity even when subjected to thermal distortion and vibration.



710XX283 BLUE MEDIUM 3.5OZ TUBE & NOZZLE .....	\$18.57
710XX260 BLUE MEDIUM 250 ML BRUSH TOP CAN .....	\$41.09

# ALL-IN-ONE™ SILICONE

## THE ONLY SILICONE YOU NEED

Valco has simplified your purchase decision with one premium- grade RTV silicone that does it all. Now there's no need to have a complicated assortment of specialized RTV sealants for every engine-sealing job. Effective up to 600°F.



710XX105 3oz All in one Silicone .....	\$4.52
--	--------

# THE TUBE-GRIP™

## DISPENSER FOR FLEXIBLE TUBES

Valco's patented Tube-Grip® greatly improves the handling and dispensing of All-In-One Silicone™ or any material packaged in a flexible tube. The Tube-Grip dispenses material accurately and efficiently. In fact, the Tube-Grip maximizes the usage of all the material in the tube due to its effective means of application. Tube material can also be dispensed in a wider variety of patterns. For example, you can easily use a small orifice tip for a very fine precision line, or it can be dispensed in a flat, ribbon-type pattern. The Tube Grip can dispense the thickest sealant through a very small opening, permitting better application control. The Tube Grip reduces both cleanup time and the possibility of skin contact or other problems caused by excess material squeeze-out.



710XX416 Tube grip tool only .....	\$14.64
------------------------------------	---------



## ANTI-SEIZE™

A versatile, durable compound with outstanding anticorrosive, rust resistant, water repellent and adhesive properties. Trusted in the industry, Anti-Seize is renowned for its versatility and durability in the most difficult of applications. Anti-Seize prevents seizing and galling when applied to threaded connections, even when subject to temperatures above 2,000°F. It permits easy dismantling after long periods of service—saving time, maintenance costs and possible damage to expensive equipment. By reducing wrench torque, Anti-Seize eases assembly and disassembly. Best of all, its multi-purpose properties allow it to replace a wide variety of other products. Its smooth, even texture and adhesive qualities make it easy to apply.

**710XX758 8 oz Copper Anti-Seize .....\$18.57**



## LOCK. RETAIN. SEAL. GASKET.

ThreadLocker™ anaerobic compounds are great for locking, retaining, sealing and gasketing a variety of components. ThreadLocker compounds perform at high temperatures, prevent corrosion, and resist water, oils, hydrocarbons and more. They also withstand vibration, improve load distribution and act as a lubricant during assembly. A durable plastic seal cures in the absence of air when activated by a metal component or primer. ThreadLocker is available in medium and high strengths—medium strength for applications that may require dismantling and high strength for permanent locks. Applications include thread-locking nuts and bolts or retaining bearings, liners, bushes, keys and splines.

**710XX620 10ml Medium Blue.....\$6.75**  
**710XX621 50ml Medium Blue.....\$15.20**  
**710XX622 10ml High Red.....\$6.75**  
**710XX623 50ml High Red.....\$15.20**



**NOW  
SOLD AS  
SINGLES!**

## PENETRATING OIL

- 11 Oz. Aerosol Can
- A versatile multi-use penetrate
- Contains a precision spray straw
- Fast penetrating solvent
- Loosens rusted nuts, bolts and parts in a few minutes
- For use by professional and do-it-yourselfers

Part Number: L112.....\$5.03 each



## PENETRATING LUBRICANT

Part Number: L212.....\$5.03 each

- 11 Oz. Aerosol Can
- Lubricates and protects
- Contains a precision spray straw
- Displaces moisture
- Prevents rust and corrosion
- Stops squeaks



## WHITE LITHIUM GREASE

Part Number: L616.....\$4.73 each

- 10.25 Oz. Aerosol Can
- Reduces friction in all metal to metal applications
- Reduces friction in all metal to plastic applications
- Protects against rust and corrosion
- Will not melt, run or freeze
- Great for outdoor hinges, garage doors and more



## DRY LUBRICANT WITH CERFLON

Part Number: L512.....\$6.62 each

- 11 Oz. Aerosol

Dry Lube with PTFE has been formulated for superior lubricity with no dust-collecting residues. Harmless to most fabrics, wood, glass, vinyl, plastics not under stress, leather, rubber, metal, paper, open gears, bearings, conveyors, windows, garage doors, tools or paint. Use Solder Seal/Gunk(R) Dry Lube with PTFE to lubricate slides, swivels, rollers, glides, hinges, lock cylinder, sippers, chains and the list goes on and on.



## UNIVERSAL CHAIN LUBE

Part Number: L711.....\$4.53 each

- 11 Oz. Aerosol Can

Universal Chain Lube is for all chains and wire cables, including those used in industrial, farm, cycle and ATV applications. This lube stays put on moving parts, reduces friction and prevents corrosion. Anti-wear additives and synthetic moly promote premium performance. Dries only after entering chain links or wire cable strands for optimum protection.



## HEAVY DUTY SILICONE SPRAY LUBRICANT

Part Number: M914.....\$3.96 each

- 11 Oz. Aerosol Can

11 oz silicone lubricant. Solder Seal Gunk. Heavy-duty. Compatible with all metals, rubber, plastic, and wood. High viscosity formula eliminates squeaks and lubricates all kinds of household and mechanical equipment. Waterproof and rustproof. 11 oz. aero



**Scan the QR  
to see a 1.41  
min video for  
an overview of  
Liquid Wrench**

To utilize the QR feature, download any QR reader application to your smart-phone, and scan the symbol.

**CHEMICALS**



**NOW  
SOLD AS  
SINGLES!**



## DIELECTRIC ANTI-SEIZE TUBE

**Part Number: L803** ..... \$9.45 each

- 3 Oz Tube

**Part Number: L818** ..... \$5.67 each

- 18 g Tube

Dielectric Anti-Seize Compound is engineered to provide superior protection from flashover on electrical connections while at the same time maintaining its anti-seize capabilities of allowing easy disassembly without thread or fastener damage. This material is designed to provide protection on threaded fittings and all metal surfaces subjected to harsh environments or high temperatures to +1800°F. Prevents corrosion, seizing and galling of joints, gaskets and unions. Use on the following applications: spark plug threads and boots, exhaust manifold and engine bolts, u-bolts and spring bolts, headlamps, interior and exterior bulbs and lamps, battery terminals, electrical connectors, and ignition coil connectors.

## BATTERY TERMINAL CLEANER

**Part Number: BTC4** ..... \$3.78 each

- 5 oz. Aerosol Can

Battery Terminal Cleaner cleans corrosion from battery terminals, cables, and surrounding surfaces. Neutralizes acid on battery terminals and surfaces. Safe for use on electrical connections in next-generation and/or hybrid vehicles. Prolongs battery life, cleans dirt and grease.



## BATTERY TERMINAL PROTECTOR

**Part Number: BTP4** ..... \$3.78 each

- 4.5 oz. Aerosol Can

Battery Terminal Protector provides a protective barrier to inhibit corrosion of battery terminals and cable connectors. Based on reliable lithium grease technology, it does not burn off like cheaper petroleum based products. It will not sag or run under the hot hood.



## DIESEL FUEL ANTI-GEL WITH CONDITIONER AND CETANE BOOST

**Part Number: M6932** ..... \$12.29 each\*

- 32 oz. Plastic Bottle

Gunk Diesel Fuel Anti-Gel with Conditioner and Cetane Boost lubricates and protects engine parts. It treats fuel down to -40 degrees Fahrenheit and boosts Cetane. Improves performance, and increases Cetane up to 3 numbers.

**\*Sold in case pack of 12. Hazardous material shipping charges will apply.**



## DIESEL SULFUR SUBSTITUTE

**Part Number: M7132** ..... \$7.10 each\*

- 32 oz. Plastic Bottle

Gunk Diesel Sulfur Substitute lubricates engine parts and doubles fuel filter life. It cleans injectors and helps improve fuel economy.

**\*Sold in case pack of 12. Hazardous material shipping charges will apply.**





### WATER BASED HEAVY DUTY LOW-FOAM DEGREASER

**Part Number: PDWHD19** ..... \$8.21 each

- 19 Oz. Aerosol Can

Gunk Industrial All-purpose Degreaser eliminates grease, oil, and dirt. 360-degree valve sprays upside down. Environmentally preferable because it is low VOC, formulated with biodegradable ingredients. Contains no butyl cellosolve, no chlorinated solvents and no nonylphenol surfactants. Applications: All surfaces. Can be used in floor cleaning machines



### WATER BASED GLASS CLEANER

**Part Number: PDWGC19** ..... \$5.10 each

- 19 Oz. Aerosol Can

Glass Cleaner, Water Based, 19 Oz, Aerosol Can, Colorless Liquid, Clear, VOC Content Less Than 1%, Contains Ammonium Hydroxide, Glycol Ether and Liquified Petroleum Gas, pH 11 to 12, Removes Bug Splatter, Grease, Oil, and Road Tar, For Use With Interior and Exterior Window and Mirrors



### WATER BASED ALL PURPOSE CITRUS HIGH FOAM DEGREASER

**Part Number: PDWCT-1G** ..... \$28.98 each

- 1 gal. Plastic Bottle

All-purpose Citrus Cleaner combines superior cleaning with pleasant scent. Environmentally preferable because it is low VOC, formulated with biodegradable ingredients. Contains no butyl cellosolve, no chlorinated solvents and no nonylphenol surfactants.

## BRAWNY WIPER BUCKETS

Sturdy waterproof dispenser keeps wipers protected & dry, while lowering your wiper costs and eliminating cardboard waste. Pop-top lid and ergonomic handle make "The Bucket" easy to refill & carry.

Combines our premium all-purpose wiper technology with a durable, easy to carry dispenser that keeps your wipers clean and dry until you need them. This new, portable wiper dispensing system will outperform more costly rental rags, while dramatically lowering cost in use.

## BRAWNY INDUSTRIAL™ PREMIUM

### All Purpose Refillable Dry Wiper System

- Sturdy, water resistant dispenser keeps wipers protected and dry to help control costs
- One-at-a-time dispensing reduces waste and costs
- Highly absorbent double crepe substrate is the material of choice for medium duty applications
- Works on grease & grime
- Absorbs water & oil on contact
- Orange color masks stains for extended use

20040 Bucket 2 per case.....\$64.02

20041 2 refills for bucket.....\$52.91



## WIRE

118-1 Blue	116-1 Blue	114-1 Blue	112-1 Blue	110-1 Blue	108-2 White
118-2 White	116-2 White	114-2 White	112-2 White	110-2 White	
118-3 Green	116-3 Green	114-3 Green	112-3 Green	110-3 Green	
118-4 Yellow	116-4 Yellow	114-4 Yellow	112-4 Yellow	110-4 Yellow	
118-5 Red	116-5 Red	114-5 Red	112-5 Red	110-5 Red	
118-6 Brown	116-6 Brown	114-6 Brown	112-6 Brown	110-6 Brown	
118-7 Black	116-7 Black	114-7 Black	112-7 Black	110-7 Black	
118-8 Orange	116-8 Orange	114-8 Orange	112-8 Orange	110-8 Orange	
18 Ga. 16 Strand	16 Ga. 19 Strand	14 Ga. 19 Strand	12 Ga. 19 Strand	10 Ga. 19 Strand	8 Ga. 19 Strand

Please contact your dealer for current pricing.



Automotive primary single conductor features a special polyvinyl chloride compound (PVC) to insulate the soft annealed copper conductor. This material is specially suited to resist heat, oil, abrasion and aging. Only sold in 100 ft. rolls. SAE type GPT.

## CONVOLUTED BLACK POLYETHYLENE SPLIT LOOM

Split seam permits easy insertion and repair of wire, tubing, cable, etc. Convoluted black nylon loom provides superior strength and protection. Designed to withstand temperatures from 40 to 250 degrees F.



LOOM I.D.:	100' COIL	PRICE
1/4"	50014C	\$15.32
3/8"	50038C	19.32
1/2"	50012C	22.20
3/4"	50034C	30.86
1"	50001C	40.64

## SLOPE DEGREE INDICATORS



**2 YEAR  
LIMITED  
WARRANTY**

7489 ..... \$39.83

- Helps to limit liability and worker's comp claims by allowing the operator to easily determine the safe angle to operate the equipment
- Indicator is accurate to less than one degree
- Helps avoid rollovers
- 6 1/4"W X 2 13/16"H



**2 YEAR  
LIMITED  
WARRANTY**

006 ..... \$42.08

- Ideal for use to construct: 3 to 1; 2 to 1; and 1 to 1 grade.
- Reaction to change in slope is less than 1 second
- Temperature range of minus 40 F to plus 170 F
- 6 1/4"W X 2 13/16"H



**2 YEAR  
LIMITED  
WARRANTY**

76 ..... \$38.70

- Designed for use on aerial platforms, scissor lifts, fire department trucks, etc.
- 3 1/2"W X 1 1/2"H



003S ..... \$56.70

- Measures 9" X 2 1/4"
- Precision glass tube with an oil dampened glass ball
- Shows degree of angle 3 plus and minus
- To be seen from a distance.
- Used on boom trucks, rail cars, and cargo ships

MISCELLANEOUS

## VELVAC CRIMPABLE OR SOLDERABLE BATTERY TERMINALS

- One piece, cast copper construction
- Lead plated for corrosion resistance
- Cable size clearly designated on terminals to ensure correct size selection
- Long barrels for added strength and vibration resistance
- Tool die and letter codes permanently marked on terminals to simplify installation with other manufacturers tools
- Heat-shrink tubing should be used over all battery terminal connections
- Uniform wall thickness assures high reliability when connector is crimped on cable
- Most Velvac terminals are color-coded according to wire gauge specifications:  
 4 Green    1/0 Black    2 Pink    2/0 Orange  
 1 Pink    3/0 Purple    4/0 Yellow
- Sold in box quantity of 5 pieces

### RIGHT ANGLE BARREL TERMINALS



PART#	WIRE GAUGE	POLARITY	PRICE
057056	2/0	positive	\$8.64
057057	2/0	negative	8.64
058055	3/0	positive	8.55
058056	3/0	negative	8.55

### RIGHT ELBOW TERMINALS



PART#	WIRE GAUGE	POLARITY	PRICE
058052	1/0	positive	\$6.77
058051	1/0	negative	6.77
058005	2/0	positive	6.92
058006	2/0	negative	6.92
058009	3/0	positive	7.43
058010	3/0	negative	7.43

### STRAIGHT BARREL TERMINALS



PART#	WIRE GAUGE	POLARITY	PRICE
058050	4	universal	\$5.48
057050	1	positive	6.21
057051	1	negative	6.21
058001	1/0	positive	6.11
058002	1/0	negative	6.11
057052	2/0	positive	6.38
057053	2/0	negative	6.38
057054	3/0	positive	6.38
057055	3/0	negative	6.38
058057	4/0	positive	8.48
058058	4/0	negative	8.45

### LEFT ELBOW TERMINALS



PART#	WIRE GAUGE	POLARITY	PRICE
058054	1/0	positive	\$6.77
058053	1/0	negative	6.77
058003	2/0	positive	6.92
058004	2/0	negative	6.92
058008	3/0	negative	7.16

## TALLEY COUNTERS



**Hand Held**  
**HT-1** .....\$13.49  
 Mounted finger loop.

**Permanent Mount**  
**DT-1MR** ....\$14.99  
 Mounts on desk, dash, etc.



## RAIN CAPS

Keep the rain out of your engine with our quality line of rain caps. These rain caps are commercially zinc plated for longer life. The following popular sizes are readily available.



PART #		PRICE
1.5RC	1-1/2" rain cap	\$11.03
2RC	2" rain cap	10.11
2.5RC	2-1/2" rain cap	11.07
3RC	3" rain cap	11.07
3.5RC	3-1/2" rain cap	11.76
4RC	4" rain cap	16.89
4.5RC	4-1/2" rain cap	14.76
5RC	5" rain cap	17.00
6RC	6" rain cap	22.25
8RC	8" rain cap	99.53



## FILL-RITE "THE RED PUMP"



**FR152 ..... \$230.31**



HD 12 Volt DC ,  
15 GPM Pumps

PART #	VOLT	GPM		PRICE
FR1210C	12	15	#1 selling model	\$493.89
FR1210CA	12	15	w/ automatic shut-off	558.68
FR4210D	12	20		608.64
FR610C	115	15		565.04

- Piston Hand Pump-Delivers up to 20GPM per 100 strokes
- Lightweight cast aluminum body
- Stainless steel inner liner
- "Easy Mount" 2 tank adapter
- Corrosion-Proof adjustable suction pipe
- Steel yoke handle
- Pump flow can be reversed by rotating piston 180
- Anti-siphoning device
- Pump may be padlocked



PART #	VOLT	GPM		PRICE
FR1211C	12	15	w/ 807 CMK meter	\$735.27
FR4211D	12	20	w/ 901 MK4200 meter	963.93

### OPTIONS/ACCESSORIES

1210C/1211C Filter and Mounting Bracket .....	1210KTF7019 .....	<b>\$45.15</b>
Fuel filter for 1210 & 1211 .....	F1810HM0 .....	<b>\$21.98</b>
3/4" X 12' Fuel Hose for 1210 & 1211 .....	700F3135 .....	<b>\$52.59</b>
Automatic Shut-Off 3/4" NPT Nozzle (Gas) .....	N075UAU10 .....	<b>\$84.36</b>
Automatic Shut-Off 1"NPT Nozzle (Diesel) .....	300F7801 .....	<b>\$150.02</b>
Meter .....	807CMK .....	<b>\$269.64</b>

## GREAT PLAINS ALUMINUM TURBINE METER

Features LCD readout and can be used with any fuel pump. 1NPT threads 3-30 GPM, powered by AAA batteries (not included). Works with 3/4" or 1" fuel hose. 2 year warranty.

**01A31GM ..... \$206.10**



## GREAT PLAINS OIL TRANSFER PUMP

Our new oil transfer pump is designed for use with non-flammable fluids including: anti-freeze, hydraulic fluid, non-flammable oil based solvents and oil based herbicide carriers. GPI oil pumps are available in both 115-V and 12-V models and work great with drums, bulk tanks and waste oil reserves.

- Durable and easy to handle
- Flowrate 16 QPM - 32 QPM
- 1-Year Warranty
- Weatherproof
- Built-in easy access inlet screen & by-pass valve

PART #	VOLT	QPM	PRICE
L5116	115	16	\$571.26





**Service Parts for Equipment and Vehicles in  
Agriculture, Construction, Industrial and Heavy Duty Applications**